

Nuclear Data Sheets for A = 215,219,223,227,231*

E. BROWNE

Lawrence Berkeley Laboratory
Berkeley, California 94720, USA

(Received April 17, 2000; Revised July 23, 2001)

Abstract: The evaluator presents in this publication spectroscopic data and level schemes from radioactive decay and nuclear reaction studies for all nuclei with mass numbers A=215, 219, 223, 227, and 231.

Nuclei with mass number A=215 have spherical shape, and their nuclear structure have been interpreted in terms of the shell model. Nuclei with mass number A=219 belong to a transitional region with spherical, quadrupole, and possibly octupole deformations; those with mass numbers A=223 and 227 belong to a newly studied region of coexisting quadrupole with possible octupole deformations; and nuclei with mass number A=231 essentially have quadrupole deformation.

Highlights of this publication are given below:

A recent study of the $^{206}\text{Pb}(^{13}\text{C},4n\gamma)$ reaction (1998St24) has extended up to $J\pi=61/2+$ the previously known level scheme from $^{208}\text{Pb}(^{13}\text{C},6n\gamma)$ (1988Fu10,1983Lo16). This study has provided a new interpretation for all the spectroscopic data above the 2247-keV ($J\pi=29/2-$) level in ^{215}Ra .

A new isotope, ^{219}U (42 μs), which was identified with the recoil separator VASSILISSA (1994Ye08,1994AnZY,1993An07), has been included in this evaluation.

The first ^{223}Rn $\beta-$ decay scheme (1992Ku03) and a significantly improved measurement of ^{227}Ac α decay (1995Sh03) are presented here. A level scheme of ^{223}Fr has been constructed on the basis of these studies, where most of the levels below 600 keV have been assigned to parity doublet bands and interpreted in terms of the reflection-asymmetric rotor model.

This evaluation includes the first level structures of ^{227}Fr and ^{227}Th . Levels in ^{227}Fr are from ^{227}Rn $\beta-$ decay (1997Ku20); those in ^{227}Th , are from ^{231}U α decay, from ^{227}Pa electron-capture decay, and from $^{226}\text{Ra}(\alpha,3n\gamma)$ (1997Mu08,1995Li04,1998Ma83).

A study of the $\beta-$ decay of a mass-separated source of ^{231}Fr has produced the first level scheme of ^{231}Ra (2001Fr05).

The only published data (1994Br36,1996Le01) on the electron-capture decay of ^{231}U have provided much information on the level structure of ^{231}Pa . Studies on $^{232}\text{Th}(p,2n\gamma)$ and Coulomb Excitation of ^{231}Pa (1996Le01,1999Wu05), which have complemented the existing spectroscopic data from these reactions, have suggested the possibility of weak octupole correlations in ^{231}Pa .

A new isotope of plutonium, ^{231}Pu (1999La14), has been included in this evaluation.

Cutoff Date: All data received by May 2001 have been evaluated.

General Policies and Organization of Material: See the introductory pages.

General Comments: The alpha hindrance factors (HF) presented in this evaluation have been calculated using values of the radius parameter (r_0) interpolated from those for even-even adjacent nuclei given by 1998Ak04.

The *Limitation of Relative Statistical Weight (LWM)* method (1985ZiZY) has been used for discrepant data throughout this evaluation.


* This work was supported by the Director, Office of Energy Research, Office of High Energy and Nuclear Physics, Nuclear Physics Division of the US Department of Energy under contract DE-AC03-76SF00098.

NUCLEAR DATA SHEETS

Index for A = 215

Nuclide	Data Type	Page	Nuclide	Data Type	Page
	Skeleton Scheme for A=215	766			
²¹⁵ Bi	Adopted Levels, Gammas	767	²²⁷ Ac	Adopted Levels, Gammas	951
	²¹⁵ Bi IT Decay (34.6 s)	767		²²⁷ Ra β ⁻ Decay	958
	²¹⁹ At α Decay	768		²³¹ Pa α Decay	962
²¹⁵ Po	Adopted Levels, Gammas	769		²²⁶ Ra(α,t), (³ He,d)	968
	²¹⁵ Bi β ⁻ Decay	770	²²⁷ Th	Adopted Levels, Gammas	970
	²¹⁹ Rn α Decay	771		²²⁷ Ac β ⁻ Decay	975
²¹⁵ At	Adopted Levels, Gammas	775		²²⁷ Pa ε Decay	976
	²¹⁹ Fr α Decay	775		²³¹ U α Decay	978
²¹⁵ Rn	Adopted Levels, Gammas	778		²²⁶ Ra(α,3nγ)	981
	²¹⁹ Ra α Decay	778	²²⁷ Pa	Adopted Levels	984
²¹⁵ Fr	Adopted Levels, Gammas	781		²³¹ Np α Decay	984
	²¹⁹ Ac α Decay	783	²²⁷ U	Adopted Levels	984
	²⁰⁸ Pb(¹¹ B,4nγ)	783	²²⁷ Np	Adopted Levels	985
²¹⁵ Ra	Adopted Levels, Gammas	787		Skeleton Scheme for A=231	986
	²¹⁹ Th α Decay	789	²³¹ Fr	Adopted Levels	987
	²⁰⁶ Pb(¹³ C,4nγ)	790	²³¹ Ra	Adopted Levels, Gammas	988
	²⁰⁸ Pb(¹³ C,6nγ)	794		²³¹ Fr β ⁻ Decay	991
²¹⁵ Ac	Adopted Levels, Gammas	797	²³¹ Ac	Adopted Levels, Gammas	997
	²¹⁹ Pa α Decay	798		²³¹ Ra β ⁻ Decay	998
	²⁰⁴ Pb(¹⁵ N,4nγ)	798		Coulomb Excitation	999
²¹⁵ Th	Adopted Levels	800		²³² Th(t,α)	1000
	²¹⁹ U α Decay	800	²³¹ Th	Adopted Levels, Gammas	1001
²¹⁵ Pa	Adopted Levels	801		²³¹ Ac β ⁻ Decay	1008
	Skeleton Scheme for A=219	802		²³⁵ U α Decay	1010
²¹⁹ At	Adopted Levels	803		²³⁰ Th(n,γ) E=th	1014
	²²³ Fr α Decay	803		²³⁰ Th(n,γ) E=res: Avg	1024
²¹⁹ Rn	Adopted Levels, Gammas	804		²³⁰ Th(d,p)	1025
	²²³ Ra α Decay	806		²³² Th(d,t)	1025
²¹⁹ Fr	Adopted Levels, Gammas	815		²³² Th(³ He,α)	1027
	²²³ Ac α Decay	819	²³¹ Pa	Adopted Levels, Gammas	1028
²¹⁹ Ra	Adopted Levels, Gammas	823		²³¹ Th β ⁻ Decay	1035
	²²³ Th α Decay	828		²³¹ U ε Decay	1039
	²⁰⁸ Pb(¹⁴ C,3nγ)	830		²³⁵ Np α Decay	1041
²¹⁹ Ac	Adopted Levels, Gammas	835		²³⁰ Th(α,t)	1043
	²²³ Pa α Decay	840		²³¹ Pa(p,p')	1044
	²⁰⁹ Bi(¹³ C,3nγ)	840		²³¹ Pa(d,d')	1044
²¹⁹ Th	Adopted Levels	844		²³² Th(p,2nγ)	1044
	²²³ U α Decay	844		Coulomb Excitation	1047
²¹⁹ Pa	Adopted Levels	845	²³¹ U	Adopted Levels, Gammas	1051
²¹⁹ U	Adopted Levels	845		²³¹ Np ε Decay	1051
	Skeleton Scheme for A=223	846		²³⁵ Pu α Decay	1052
²²³ At	Adopted Levels	847	²³¹ Np	Adopted Levels	1053
²²³ Rn	Adopted Levels	847	²³¹ Pu	Adopted Levels	1053
²²³ Fr	Adopted Levels, Gammas	848			
	²²³ Rn β ⁻ Decay	854			
	²²⁷ Ac α Decay	866			
²²³ Ra	Adopted Levels, Gammas	870			
	²²³ Fr β ⁻ Decay	879			
	²²⁷ Th α Decay	886			
²²³ Ac	Adopted Levels, Gammas	905			
	²²⁷ Pa α Decay	906			
²²³ Th	Adopted Levels, Gammas	910			
	²²⁷ U α Decay	912			
	²⁰⁸ Pb(¹⁸ O,3nγ)	913			
²²³ Pa	Adopted Levels	918			
	²²⁷ Np α Decay	918			
	²⁰⁸ Pb(¹⁹ F,4nγ)	919			
²²³ U	Adopted Levels	919			
	Skeleton Scheme for A=227	920			
²²⁷ Rn	Adopted Levels	921			
²²⁷ Fr	Adopted Levels, Gammas	922			
	²²⁷ Rn β ⁻ Decay	925			
²²⁷ Ra	Adopted Levels, Gammas	932			
	²²⁷ Fr β ⁻ Decay	938			
	²²⁶ Ra(n,γ) E=thermal	946			
	²²⁶ Ra(d,p)	949			
	²²⁶ Ra(pol t,d)	950			

Skeleton Scheme for A=215



Adopted Levels, Gammas

Q(β⁻)=2250 100; S(n)=5150 100; S(p)=5390 100; Q(α)=5200 1995Au04.

Q(α): estimated by evaluator from 1995Au04.

Descendant of ²²⁷Ac (1953Hy83,1965Nu03). Parent of ²¹⁵Po (1953Hy83).

Source produced by spallation of 200-MeV protons on targets of ²³²Th. ²¹⁵Bi(7.6 min) activity was identified by mass separation and by the observation of known γ rays in the daughter nucleus ²¹⁵Po (1990Ru02).

²¹⁵Bi(36.4 s) activity was produced by spallation of 1-GeV protons on targets of ²³⁸U. The activity was identified by mass separation and resonant laser ionization (2001FrZZ).

²¹⁵Bi Levels

Cross Reference (XREF) Flags

- A ²¹⁹At α Decay
- B ²¹⁵Bi IT Decay (34.6 s)

E(level)	Jπ	XREF	T _{1/2}	Comments
0.0	(9/2-)	AB	7.6 min 2	T _{1/2} : weighted average of 7.7 min 2 (1990Ru02), 7.5 min 4 (1989Bu09), and 7.4 min 6 (1965Nu03). Other value: 8 min 2 (1953Hy83). Jπ: analogy to ²⁰⁹ Bi, ²¹¹ Bi, and ²¹³ Bi suggests πh _{9/2} configuration. Strong 293-keV γ ray suggests significant β ⁻ feeding to 293-keV (11/2)+ level and corroborates this configuration assignment. %β ⁻ =100. β ⁻ particles were detected in a 4π plastic scintillator (1990Ru02). β ⁻ decay had been previously inferred by measurements of the α decay of the ²¹⁵ Po daughter nucleus (1953Hy83). %α=8.×10 ⁻⁵ from systematics of α branching versus Q(α) for ²¹² Bi, ²¹³ Bi, and ²¹⁴ Bi.
746.6?	(13/2-)	B		
1160.7?	(17/2-)	B		
1347.5?	(25/2-)	B	36.4 s	Jπ: Possible configuration=[πh _{9/2} + ν(g _{9/2}) ⁶ ₈₊] _{25/2-} . %IT=?; %β ⁻ =?

γ(²¹⁵Bi)

E(level)	Eγ [†]
746.6?	746.6 [‡]
1160.7?	414.1 [‡]
1347.5?	186.8 [‡]

[†] From ²¹⁵Bi IT decay (34.6 s).

[‡] Placement of transition in the level scheme is uncertain.

²¹⁵Bi IT Decay (34.6 s) 2001FrZZ

²¹⁵Bi(36.4 s) activity was produced by spallation of 1-GeV protons on targets of ²³⁸U. The activity was identified by mass separation and resonant laser ionization.

²¹⁵Bi Levels

E(level)	Jπ	T _{1/2}	Comments
0.0	(9/2-)	7.6 min 2	
746.6?	(13/2-)		
1160.7?	(17/2-)		
1347.5?	(25/2-)	36.4 s	Jπ: Possible configuration=[πh _{9/2} + ν(g _{9/2}) ⁶ ₈₊] _{25/2-} .

^{215}Bi IT Decay (34.6 s) $^{2001}\text{FrZZ}$ (continued) $\gamma(^{215}\text{Bi})$

$E\gamma^\dagger$	E(level)
186.8 \ddagger	1347.5?
414.1 \ddagger	1160.7?
746.6 \ddagger	746.6?

\dagger Measured $\beta\gamma\gamma$ x coin. Detector: plastic scintillator, hi-purity germanium.

\ddagger Placement of transition in the level scheme is uncertain.

 ^{219}At α Decay $^{1953}\text{Hy83}$

Parent ^{219}At : E=0.0; $J\pi=?$; $T_{1/2}=56$ s 3; $Q(\text{g.s.})=6390$ 50; % α decay=97.

 α radiations

Measured $E\alpha$. Detector: ion chamber.

$E\alpha$	$I\alpha^\dagger$	Comments
6275 50	100	$E\alpha$: original energy of $^{1953}\text{Hy83}$ has been increased by 5 keV because of a change in the calibration energy of ^{211}Bi α particles from 6618 and 6272 keV to 6622.9 and 6278.2 keV, respectively (1991Ry01).

\dagger For α intensity per 100 decays, multiply by ≈ 0.97 .

Adopted Levels, Gammas

Q(β⁻)=720 7; S(n)=4132 3; S(p)=6622 11; Q(α)=7526.4 8 1995Au04.

²¹⁵Po Levels

Cross Reference (XREF) Flags

A ²¹⁹Rn α Decay
B ²¹⁵Bi β⁻ Decay

E(level) [†]	Jπ	XREF	T _{1/2}	Comments
0.0 [‡]	9/2+	AB	1.781 ms 4	T _{1/2} : weighted average of 1.778 ms 5 (1961Vo06), and 1.784 ms 6 (1971Er02). Other value: 1.83 ms 4 (1942Wa04). Jπ: favored α decay (HF=1.4) to ²¹¹ Pb (Jπ=9/2+). %α=99.99977 2; %β ⁻ =2.3×10 ⁻⁴ 2. %β ⁻ from 1950Av61. Other values: %β ⁻ =5×10 ⁻⁴ (1944Ka01,1944Ka02); %β ⁻ =4×10 ⁻⁴ (1955Ad09).
271.228 [‡] 10	7/2+	AB	195 ps 15	T _{1/2} : (α)(ce)(t) coin (1974Bo11). Other value: <250 ps (1969Be67). Jπ: 271.2γ M1+E2 to 9/2+, 130.6γ M1+E2 from 5/2+.
293.56 [§] 4	(11/2)+	AB		Jπ: 293γ M1(+E2) to 9/2+.
401.812 [‡] 10	5/2+	AB	66 ps 7	Jπ: favored α decay (HF=3.4) from ²¹⁹ Rn (Jπ=5/2+). T _{1/2} : from T _{1/2} (402 level)/T _{1/2} (271 level)=0.336 23 (Doppler shift measurement in ²¹⁹ Rn α decay) and using T _{1/2} (271 level)=195 ps 15 (1974Bo11).
517.60 [§] 6	7/2+, 9/2+	AB		Jπ: 517.6γ M1(+E2) to 9/2+, 224.0γ to (11/2)+. Jπ=7/2+ member of possible configuration=(πh _{9/2}) ² (vg _{9/2}) ⁴ (vi _{11/2}).
608.30 [‡] 7	(11/2+, 13/2+)	A		Jπ: 608.3γ to 9/2+ and no gamma rays to 7/2+, 5/2+. Possible Jπ=13/2+ member of configuration=(πh _{9/2}) ² (vg _{9/2}) ⁵ .
676.66 7		AB		
708.1 5		A		
732.7 4		A		
835.32 22		AB		
877.2 6		A		
891.1 3		A		
930 1		A		
1073.7 4	(5/2+)	A		Jπ: low α hindrance factor (HF=31). Level belongs to possible ground state configuration=(πh _{9/2}) ² (vg _{9/2}) ⁵ .
1094.2 10		A		

[†] From ²¹⁹Rn α decay.

[‡] Configuration=(πh_{9/2})² (vg_{9/2})⁵.

[§] Configuration=(πh_{9/2})² (vg_{9/2})⁴ (vi_{11/2}).

γ(²¹⁵Po)

E(level)	Eγ [†]	Iγ [†]	Mult. ^{†‡}	δ [†]	α	Comments
271.228	271.23 1	100	M1+E2	3.7 4	0.210 6	B(M1)(W.u.)=0.00032 7; B(E2)(W.u.)=19.9 16.
293.56	293.56 4	100	M1(+E2)		0.35 21	α: for δ=1.0, assumed by evaluator.
401.812	130.60 3	2 1	M1+E2	0.64 6	4.55 12	B(M1)(W.u.)=0.0017 3; B(E2)(W.u.)=14 3.
	401.81 1	100 3	E2		0.0561	B(E2)(W.u.)=9.2 11.
517.60	224.0 [§] 7	3.2 5				
	517.63 6	100 5	M1(+E2)		0.08 5	α: for δ=1.0, assumed by evaluator.
608.30	608.3 2	100				
676.66	383.1 6	2.5 4				
	405.4 6	1.4 3				
	676.64 7	100 13				
708.1	436.9 6	93 7				
	708.1 8	100 30				
732.7	330.8 4	100 11				
	461.6 8	17 3				
	732.8 10	7 4				
835.32	564.1 3	93 20				
	835.3 3	100 20				
877.2	877.2 6	100				
891.1	373.5 6	33 4				

Continued on next page (footnotes at end of table)

Adopted Levels, Gammas (continued) $\gamma(^{215}\text{Po})$ (continued)

E(level)	$E\gamma^\dagger$	$I\gamma^\dagger$
891.1	489.3 5	83 11
	619.9 6	43 14
	891.1 4	100 29
930	321.8 10	100
	1073.7	556.1 10
1073.7	671.9 6	70 30
	802.5 6	100 30
	1073.7 6	100 30
1094.2	576.6 10	100

† From ^{219}Rn α decay.

‡ From conversion electron data in ^{219}Rn α decay, although no specific electron intensities are given (1999Li05).

§ Placement of transition in the level scheme is uncertain.

 ^{215}Bi β^- Decay 1990Ru02

Parent ^{215}Bi : E=0.0; $J\pi=?$; $T_{1/2}=7.7$ min 2; Q(g.s.)=2250 100; % β^- decay=100.

 ^{215}Po Levels

E(level) †	$J\pi^\ddagger$
0.0	9/2+
271.7 1	7/2+
293.74 5	(11/2)+
402.4 3	5/2+
517.6 2	7/2+, 9/2+
676.5 3	
835.5 3	

† From γ -ray energies.

‡ From adopted levels.

 $\gamma(^{215}\text{Po})$

^{215}Bi mass-separated source produced by spallation of 200-MeV protons on targets of ^{232}Th . Measured $E\gamma$, $I\gamma$, $\gamma\gamma$ coin, $\beta\gamma$ coin. Detectors: 4 π plastic scintillator, Ge(Li).

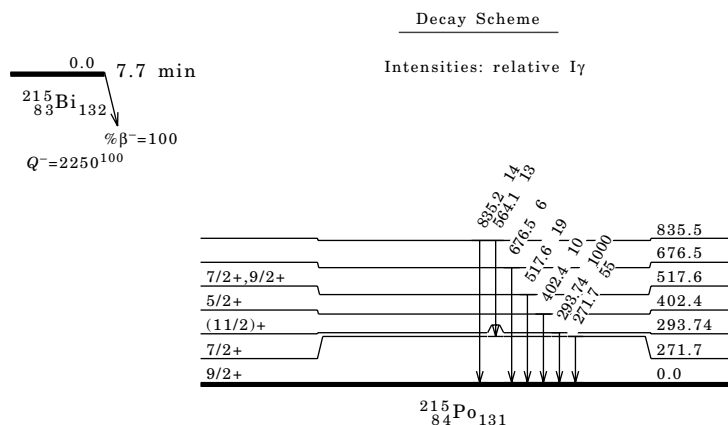
β^- feeding to ^{215}Po g.s. has not been determined, so the decay scheme normalization was not deduced.

$E\gamma^\ddagger$	E(level)	$I\gamma$
271.7 † 1	271.7	55 5
293.74 † 5	293.74	1000 70
402.4 3	402.4	10 4
517.6 2	517.6	19 3
564.1 3	835.5	13 3
676.5 3	676.5	6 2
835.2 3	835.5	14 3

† Assignment of this transition to ^{215}Bi β^- decay was confirmed by its coincidence with Po x rays, and also by its decay rate, which is consistent with a half-life of 7.7 min for ^{215}Bi .

‡ All γ -ray transitions given here have been previously observed in the α decay of ^{219}Rn .

²¹⁵Bi β⁻ Decay 1990Ru02 (continued)



²¹⁹Rn α Decay 1999Li05,1976B113,1970Kr08

Parent ²¹⁹Rn: E=0.0; Jπ=5/2+; T_{1/2}=3.96 s I; Q(g.s.)=6946.1 3; %α decay=100.

²¹⁵Po Levels

E(level) [†]	Jπ [‡]	T _{1/2}	Comments
0.0 [§]	9/2+	1.781 ms 4	T _{1/2} : from adopted levels.
271.228 [§] 10	7/2+	195 ps 15	T _{1/2} : (α)(ce)(t) coin (1974Bo11). Other value: <250 ps (1969Be67).
293.56 [#] 4	(11/2)+		
401.812 [§] 10	5/2+	66 ps 7	T _{1/2} : from T _{1/2} (402)/T _{1/2} (271)=0.336 23 (Doppler shift measurement), and T _{1/2} (271)=195 ps 15 (1974Bo11).
517.60 [#] 6	7/2+, 9/2+		
608.30 [§] 20	(11/2+, 13/2+)		
676.66 7			
708.1 5			
732.7 4			
835.32 22			
877.2 6			
891.1 3			
930? 1			
1073.7 4	(5/2+)		
1094.2 10			

[†] Deduced by evaluator from a least-squares fit to γ rays from 1999Li05, 1976B113, 1970Kr08, 1970Da09, 1968Br17, and 1967Da20.

[‡] From adopted levels.

[§] Configuration=(πh_{9/2})² (νg_{9/2})⁵.

[#] Configuration=(πh_{9/2})² (νg_{9/2})⁴ (νi_{11/2}).

α radiations

Values of Eα from 1962Wa18 given in comments were measured with a magnetic spectrograph. Original Eα values have been increased by evaluator an average of 1.5 keV because of changes in the calibration energies of ²¹⁵Po and ²¹¹Bi (1977Ma30).

α particle energies of 1957Pi31 presented in comments have been increased by 3 keV because of a change in the calibration energy of ²⁴²Cm (1977Ma30). Other: 1992Sc26.

Eα	E(level)	Iα [@]	HF [#]	Comments
5744 [§] 15	1094.2	0.0001 [§]	244	Iα: Iα=9×10 ⁻⁵ 5, deduced by evaluator from γ-ray transition intensity balance.
5764 [§] 8	1073.7	0.001 [§]	30.5	Other value: Eα=5786.5, Iα=0.001 (1965Va10).
5900 [§] 15	930?	=0.0001 [§]	=1430	Iα: Iα=0.0009 2, deduced by evaluator from γ-ray transition intensity balance.

Continued on next page (footnotes at end of table)

²¹⁹Rn α Decay 1999Li05,1976B113,1970Kr08 (continued)

α radiations (continued)

Eα	E(level)	Iα [@]	HF#	Comments
5944 [§] 6	891.1	0.002 [§]	107	Other value: Eα=5947.9, Iα=0.0037, originally assigned by 1962Wa18 to ²¹¹ Bi α decay. Reassigned by 1965Va10 (on the basis of αγ coin measurements) to ²¹⁹ Rn α decay. Iα: Iα=0.0020 3, deduced by evaluator from γ-ray transition intensity balance.
5958 [§] 15	877.2	0.0001 [§]	2480	Iα: Iα=0.0003 1, deduced by evaluator from γ-ray transition intensity balance.
6000 [§] 6	835.32	0.003 [§]	127	Eα=6000.8, Iα=0.0044 (1962Wa18). Iα: Iα=0.0031 5, deduced by evaluator from γ-ray transition intensity balance.
6100 [§] 8	732.7	0.001 [§]	1080	Other value: Eα=6102.0, Iα=0.003 (1962Wa18). Iα: Iα=0.0012 2, deduced by evaluator from γ-ray transition intensity balance.
6124 [§] 8	708.1	0.001 [§]	1380	Iα: Iα=0.0006 1, deduced by evaluator from γ-ray transition intensity balance.
6158 [§] 4	676.66	0.018 [§]	105	Other value: Eα=6158.6, Iα=0.0174 (1962Wa18). Iα: Iα=0.018 2, deduced by evaluator from γ-ray transition intensity balance.
6223 [§] 6	608.30	0.004 [§]	919	Other value: Eα=6223.6, Iα=0.0026 (1962Wa18). Iα: Iα=0.004 1, deduced by evaluator from γ-ray transition intensity balance.
6311 [§] 3	517.60	0.054 [§]	162	Other value: Eα=6311.8, Iα=0.054 (1962Wa18). Iα: Iα=0.049 4, deduced by evaluator from γ-ray transition intensity balance.
6425.0 [†] 10	401.812	7.5 [‡] 6	3.4	Other values: Iα=7.5 5 (1962Gi04). Eα=6423.9 (1961Ry02). Eα=6422, Iα=5 (1957Pi31,1977Ma30). Eα=6425 1, Iα=7.5 (1999Li05). Iα: Iα=7.7 7, deduced by evaluator from γ-ray transition intensity balance.
6530 [§] 2	293.56	0.12 [§]	577	Other value: Eα=6529, Iα=0.12 (1962Wa18). Iα: Iα=0.10 1, deduced by evaluator from γ-ray transition intensity balance.
6552.6 [†] 10	271.228	12.9 [‡] 6	6.5	Other values: Eα=6552.8 (1962Wa18,1977Ma30). Iα=12.9 6 (1962Gi04). Eα=6550.9 (1961Ry02). Eα=6550, Iα=13 (1957Pi31,1977Ma30). Eα=6553 1, Iα=13 (1999Li05). Iα: Iα=12.3 9, deduced by evaluator from γ-ray transition intensity balance.
6819.1 [†] 3	0.0	79.4 [‡] 10	11.0	Other values: Eα=6819.0 (1962Wa18,1977Ma30). Iα=79.6 10 (1962Gi04). Eα=6817.6 10 (1961Ry02). Eα=6816 2, Iα=82 (1957Pi31,1977Ma30). Eα=6819.1 3, Iα=79.3 (1999Li05). Iα: Iα=79.8 12, deduced by evaluator from γ-ray transition intensity balance.

† From 1971Gr17, detector: magnetic spectrometer. Adjusted value as recommended by 1991Ry01.
‡ From 1962Wa18, detector: magnetic spectrograph. Adjusted value as recommended by 1991Ry01.
§ From 1999Li05.
Using r₀(²¹⁵Po)=1.557, average of r₀(²¹⁴Po)=1.559 and r₀(²¹⁶Po)=1.555 (1998Ak04).
@ For α intensity per 100 decays, multiply by 1.0.

γ(²¹⁵Po)

1976B113: precise measurement of E_γ, I_γ. Detector: Ge(Li).
1970Kr08: measured E_γ, I_γ, αγ(θ), αγ(lin pol, θ), Ice. Detectors: Ge(Li), magnetic spectrometer.
1970Da09: measured E_γ, I_γ, γγ coin, Ice. Detectors: Ge(Li), scint, magnetic spectrometer.
1968Br17, 1967Da20: measured E_γ, I_γ. Detector: Ge(Li).
1999Li05: measured E_γ, I_γ, Ice, αγ coin, αe coin. Detectors: Ge, Si(Li).
Others: 1972HeYM, 1969Be67, 1966Po02, 1965Va10, 1957Pa07, 1957Pi31.
For αγ(θ) measurements see: 1972HeYM, 1970Kr08, 1970Da09, 1969Be67, 1967Le05, 1965C105, and 1961Br32.
For αγ linear polarization correlations and γγ(θ) measurements see 1970Kr08.
I_γ normalization: from I_γ(271γ, ²¹⁹Rn)/I_γ(269γ, ²²³Ra)=0.786 42, measured from a ²²³Ra source with ²¹⁹Rn in equilibrium (1976B113), and using %I_γ(269γ, ²²³Ra)=13.7 2 (see ²²³Ra α decay). The excellent agreement of the α-particle abundances to the g.s., 271, and 402 levels (deduced from γ-ray transition intensity balances) with values measured directly confirm the quality of the γ-ray data and that of the decay scheme normalization.

Eγ [†]	E(level)	Iγ ^{†#}	Mult.	δ	α	Comments
130.60 3	401.812	1.2 8	M1+E2	0.64 6	4.65 12	Others: 1968Br17, 1965Va10. Mult.,δ: from ce(L1)/ce(L2) exp=2.4 5 and ce(L1)/ce(L3) exp=2.8 4 (1970Da09). δ=1.7 from conversion electron data not explicitly given (1999Li05).
^x 221.5 [§] 3		0.28 4				This γ ray has been assigned by 1968Br17 and 1970Kr08 to the decay of ²²³ Ra, and by 1970Da09 to the decay of ²¹⁹ Rn (1977Ma30). Not seen by 1999Li05.
224.0 7	517.60	0.013 2				

Continued on next page (footnotes at end of table)

²¹⁹Rn α Decay 1999Li05,1976Bl13,1970Kr08 (continued)

γ(²¹⁵Po) (continued)

E _γ [†]	E(level)	I _γ [‡] #	Mult.	δ	α	Comments
271.23 1	271.228	100 2	M1+E2	3.7 4	0.210 6	Mult.,δ: from ce(L1)/ce(L2) exp=0.516 47, ce(L1)/ce(L3) exp=1.035 92 (1970Da09), and ce(K):ce(L1):ce(L2):ce(L3) exp=30.6 9:4.5:8.3 5:3.6 9 (1972HeYM). Other values: α(K)exp=0.107 16, α(L3)exp=0.016 5, ce(L3)/ce(L1)+ce(L2) exp=0.40 6 (1970Kr08). δ=4.0 from conversion electron data not explicitly given (1999Li05). Other values: E _γ =271.6, I _γ =87 (1957Pi31), E _γ =268, I _γ =11.0 (1957Pa07). Other: 1966Po02.
293.56 4	293.56	0.68 4	M1 (+E2)		0.35 [‡] 21	
321.8& 10	930?	8×10 ⁻⁰⁴ 4				
^x 324.9§ 10		<0.06				E _γ ,I _γ : from 1967Da20. Not seen by 1999Li05.
330.8 4	732.7	0.009 1				Not seen by 1999Li05.
^x 337.7§ 10		0.08 2				E _γ ,I _γ : from 1967Da20. Other value: I _γ =0.02 (1965Va10). Not seen by 1999Li05.
^x 370.9§ 15		<0.1				
373.5 6	891.1	0.0023 3				
^x 380§		=0.0003				γ ray is uncertain (1965Va10). Not seen by 1999Li05.
383.1 6	676.66	0.0040 6				
401.81 1	401.812	61 2	E2		0.0561	Other values: E _γ =401, I _γ =77 (1966Po02); E _γ =400.6, I _γ =48 (1957Pi31). Others: 1965Va10, 1957Pa07. Mult.: from α(K)exp=0.027 12 and ce(K)/ce(L3) exp=7 2 (1970Kr08). Other: 1999Li05.
405.4 6	676.66	0.0023 4				
436.9 6	708.1	0.0028 5				
^x 438.2§ 6		<0.28				E _γ ,I _γ : from 1967Da20. Other value: E _γ =438.7 3, I _γ =0.48 5 (1968Br17). 1968Br17 assigned this transition to the decay of ²¹⁵ Po. 1967Da20 suggested (on the basis of αγ-coin results of 1965Va10) that the contribution from ²¹⁵ Po decay is 0.26≤I _γ ≤0.44, which establishes an upper limit of I _γ =0.28 from ²¹⁹ Rn decay (1977Ma30). Not seen by 1999Li05.
461.6 8	732.7	0.0015 3				
489.3 5	891.1	0.0058 8				
517.60 6	517.60	0.41 2	M1 (+E2)		0.08 [‡] 5	Mult.: from α(K)exp (1999Li05). E _γ ,I _γ : E _γ =516.5 5, I _γ =0.22 5 (1970Da09) were not included in the input for averaging. Other: 1965Va10.
^x 538.2 15		0.06 3				E _γ ,I _γ : from 1967Da20. Other value: I _γ =0.003 (1965Va10). Not seen by 1999Li05.
556.1 10	1073.7	5×10 ⁻⁰⁴ 3				
564.1 3	835.32	0.014 3				I _γ : other value: I _γ =0.02 (1965Va10).
576.6 10	1094.2	8×10 ⁻⁰⁴ 4				
608.3 2	608.30	0.040 10				Other value: I _γ =0.026 (1965Va10).
619.9 6	891.1	0.003 1				
671.9 6	1073.7	0.002 1				
676.66 7	676.66	0.16 2				Other value: I _γ =0.1 (1965Va10).
708.1 8	708.1	0.003 1				
732.8 10	732.7	6×10 ⁻⁰⁴ 3				
802.5 6	1073.7	0.003 1				
835.3 3	835.32	0.015 3				E _γ ,I _γ : other values: E _γ =833, I _γ =0.01 (1965Va10).
877.2 6	877.2	0.003 1				
891.1 4	891.1	0.007 2				E _γ ,I _γ : other values: E _γ =889.0 15, I _γ =0.015 7 (1967Da20). I _γ =0.01 (1965Va10).
^x 1055 2		0.006 3				E _γ ,I _γ : from 1967Da20. Other value: I _γ =0.003 (1965Va10). Not seen by 1999Li05.
1073.7 6	1073.7	0.003 1				

[†] Weighted average from 1999Li05, 1976Bl13, 1970Kr08, 1970Da09, 1968Br17, and 1967Da20.

[‡] For δ=1.0, assumed by evaluator.

§ Uncertain γ ray.

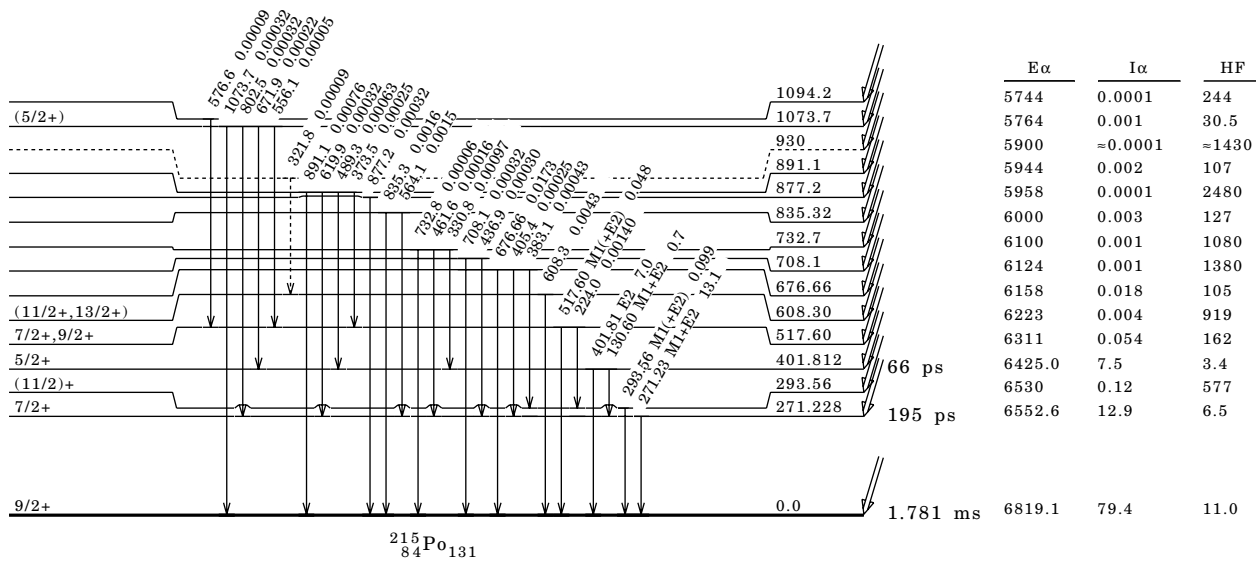
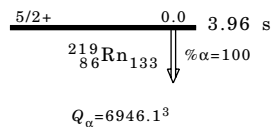
²¹⁹Rn α Decay 1999Li05,1976Bl13,1970Kr08 (continued)

γ(²¹⁵Po) (continued)

- # For absolute intensity per 100 decays, multiply by 0.108 6.
- & Placement of transition in the level scheme is uncertain.
- * γ ray not placed in level scheme.

Decay Scheme

Intensities: I(γ+ce) per 100 parent decays



Adopted Levels, Gammas

Q(β⁻)=-82 11; S(n)=5943 8; S(p)=4070 7; Q(α)=8178 4 1995Au04.

²¹⁵At Levels

Shell-model configuration assignments are based on predicted level energies, and on those observed in ²¹⁴Po and ²¹⁶Rn (1993Li07).

Cross Reference (XREF) Flags

A ²¹⁹Fr α Decay

E(level) [†]	Jπ	XREF	T _{1/2}	Comments
0.0 [‡]	9/2-	A	0.10 ms 2	%α=100. T _{1/2} : from 1951Me10. Jπ: favored α decay (HF=3.3) to ²¹¹ Bi g.s. (Jπ=9/2-). Analogy to other odd-a isotopes of at.
169.88 [§]	10 (7/2)-	A		Jπ: 169.9γ M1+E2 to 9/2-. In analogy with 896 level (Jπ=7/2-) in ²⁰⁹ Bi, and to other odd-a isotopes of At. Shell model.
352.00 [‡]	10 (5/2)-	A		Jπ: 352.0γ E2 to 9/2-. In analogy with 2826 level (Jπ=5/2-) in ²⁰⁹ Bi. Shell model.
363.0 [#]	(13/2+)	A		Jπ: shell model.
472.29 [‡]	17 (7/2-)	A		Jπ: 472.2γ (M1) to 9/2-. Shell model.
517.00 [‡]	20 (13/2)-	A		Jπ: 517.0γ E2 to 9/2-. 153γ to 363 level (13/2+). Shell model.
580 [‡]	(3/2-)	A		Jπ: shell model.

[†] Deduced by evaluator from a least-squares fit to γ-ray energies.

[‡] Configuration=(πh_{9/2})³(vg_{9/2})⁴.

[§] Configuration=(πh_{9/2})²(πf_{7/2})(vg_{9/2})⁴.

[#] Configuration=(πh_{9/2})²(πi_{13/2})(vg_{9/2})⁴.

γ(²¹⁵At)

E(level)	Eγ ^{†§}	Iγ ^{†§}	Mult. [‡]	δ	α	Comments
169.88	169.9 1	100	M1+E2	0.78 17	2.09 21	Mult.,δ: from α(K)exp=1.5 2 (1993Li07).
352.00	352.0 1	100	E2		0.084	Mult.: from α(K)exp=0.06 1 (1993Li07).
472.29	302.6 3	≈12				
	472.2 2	100 30	(M1)		0.170	Mult.: from α(K)exp=0.1 (1993Li07).
517.00	153 [#]	≈3	[E1]		0.163	
	517.0 2	100 21	E2		0.0313	Mult.: from α(K)exp=0.03 1 (1993Li07).

[†] From ²¹⁹Rn α decay (1993Li07).

[‡] From K x ray/Iγ ratios in coincidence with individual α-particle groups (1993Li07).

[§] From ²¹⁹Fr α decay (1993Li07).

[#] Placement of transition in the level scheme is uncertain.

²¹⁹Fr α Decay 1993Li07,1968Ba73,1966Gr07

Parent ²¹⁹Fr: E=0.0; Jπ=9/2-; T_{1/2}=20 ms 2; Q(g.s.)=7448 2; %α decay=100.

1993Li07: ²¹⁹Fr activity was produced as descendant of a mass-separated source of ²²³Ac. Measured Eα, Iα, Eγ, Iγ, αγ coin. Detectors: Ge(Li) for γ rays, Si(Li) for α particles.

1968Ba73: descendant of ²²⁷Pa. Measured Eα, Iα. Detector: magnetic spectrograph.

1966Gr07: descendant of ²²⁷Pa. Measured Eα, Iα, Eγ, αγ coin. Detectors: semi, scint.

1982Bo04: ²¹⁹Fr source produced by spallation of 5-GeV protons on targets of U and Th. Measured Eα, Iα. Detectors: semi.

Other: 1982Bo04.

²¹⁵At Levels

Shell-model configuration assignments are based on predicted level energies, and on those observed in ²¹⁴Po and ²¹⁶Rn.

²¹⁹Fr α Decay ¹⁹⁹³Li07,¹⁹⁶⁸Ba73,¹⁹⁶⁶Gr07 (continued)

²¹⁵At Levels (continued)

E(level) [†]	Jπ [‡]	T _{1/2}	Comments
0.0 §	9/2-	0.10 ms 2	T _{1/2} : from 1951Me10.
169.88 # 10	(7/2)-		
352.00 § 10	(5/2)-		
363.0 @	(13/2+)		
472.29 § 17	(7/2)-		
517.00 § 20	(13/2)-		
580 §	(3/2-)		

[†] Deduced by evaluator from a least-squares fit to γ-ray energies.

[‡] From adopted levels.

§ Configuration=(πh_{9/2})³(νg_{9/2})⁴.

Configuration=(πh_{9/2})²(πf_{7/2})(νg_{9/2})⁴.

@ Configuration=(πh_{9/2})²(πi_{13/2})(νg_{9/2})⁴.

α radiations

Eα [†]	E(level)	Iα ^{‡§}	HF [‡]	Comments
6744	580	<0.03	>29	Eα,Iα: from 1993Li07.
6802.9 20	517.00	0.25	6.1	Other value: Eα=6780 10, value deduced by 1977Ma30 from an α spectrum presented in 1966Gr07. Original Eα=6680 is probably a typographical error. Iα=0.3 1 (1966Gr07). Eα=6805, Iα=0.25 (1993Li07). Iα: 0.20 4, deduced by evaluator from γ-ray transition intensity balance.
6846.2 25	472.29	0.05	44	Other value: Eα=6820 10; value deduced by 1977Ma30 from an α spectrum presented in 1966Gr07. Original Eα=6720 is probably a typographical error. Iα=0.2 1 (1966Gr07). Eα=6849, Iα=0.05 (1993Li07). Iα: 0.06 2, deduced by evaluator from γ-ray transition intensity balance.
6956.6 30	363.0	=0.02	=275	Other values: Eα=6958, Iα=0.02 (1993Li07).
6967.3 20	352.00	0.6	10.0	Other values: Eα=6950 10, Iα(6967α + 6957α)=0.8 1 (1966Gr07); Eα=6968, Iα=0.6 (1993Li07). Iα: 0.61 5, deduced by evaluator from γ-ray transition intensity balance.
7145.7 20	169.88	0.25 7	104	Iα: weighted average of 0.3 1 (1966Gr07) and 0.2 1 (1968Ba73,1977Ma30). Iα: 0.30 3, deduced by evaluator from γ-ray transition intensity balance. Other value: 0.2 (1993Li07). Eα: other values: 7140 10 (1966Gr07), 7148 (1993Li07).
7312.3 18	0.0	98.8 2	1.0	Eα: value adjusted from Eα=7312.2 20 (1968Ba73) and Eα=7317 4 (1982Bo04), as recommended by 1991Ry01. Other values: Eα=7300 10, Iα=98.4 (1966Gr07); Eα=7307 20, energy has been increased by 7 keV to account for changes in calibration energies (1951Me10,1977Ma30); Eα=7313 (1993Li07). Iα: from 1991Ry01.

[†] From 1968Ba73, unless otherwise specified.

[‡] Using r₀(²¹⁵At)=1.558, average of r₀(²¹⁴Po)=1.559, r₀(²¹⁶Po)=1.5555, r₀(²¹⁴Rn)=1.563, and r₀(²¹⁶Rn)=1.556 (1998Ak04).

§ For α intensity per 100 decays, multiply by 1.0.

γ(²¹⁵At)

I_γ normalization: measured absolute γ-ray intensities (1993Li07).

E _γ [†]	E(level)	I _γ ^{‡§}	Mult. [‡]	δ	α	Comments
153 #	517.00	=0.06	[E1]		0.163	
169.9 1	169.88	1.0 1	M1+E2	0.78 17	2.09 21	Mult.,δ: from α(K)exp=1.5 2 (1993Li07).
*225 #		=0.1				
302.6 3	472.29	=0.06				
352.0 1	352.00	5.6 5	E2		0.084	Mult.: from α(K)exp=0.06 1 (1993Li07).
472.2 2	472.29	0.50 15	(M1)		0.170	Mult.: from α(K)exp=0.1 (1993Li07).
517.0 2	517.00	1.9 4	E2		0.0313	Mult.: from α(K)exp=0.03 1 (1993Li07).

[†] From 1993Li07. Other: 1968Gr07.

[‡] From K x ray/I_γ ratios in coincidence with individual α-particle groups (1993Li07).

§ For absolute intensity per 100 decays, multiply by 0.1.

Footnotes continued on next page

^{219}Fr α Decay 1993Li07,1968Ba73,1966Gr07 (continued)

$\gamma(^{215}\text{At})$ (continued)

Placement of transition in the level scheme is uncertain.

x γ ray not placed in level scheme.

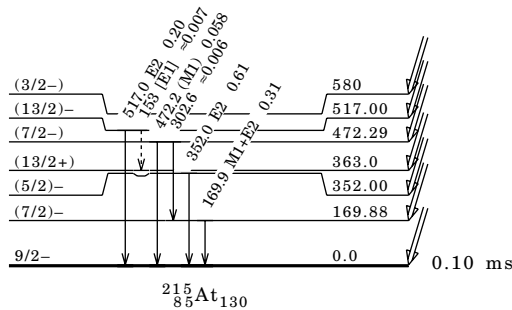
Decay Scheme

Intensities: I(γ +ce) per 100 parent decays

$^{219}_{87}\text{Fr}_{132}$ $9/2^-$ 0.0 20 ms

\downarrow $\% \alpha = 100$

$Q_\alpha = 7448^2$



E_α	I_α	HF
6744	<0.03	>29
6802.9	0.25	6.1
6846.2	0.05	44
6956.6	≈ 0.02	≈ 275
6967.3	0.6	10.0
7145.7	0.25	104
7312.3	98.8	1.0

Adopted Levels, Gammas

Q(β⁻)=-1487 10; S(n)=4920 12; S(p)=5079 9; Q(α)=8839 8 1995Au04.

²¹⁵Rn Levels

Cross Reference (XREF) Flags

A ²¹⁹Ra α Decay

E(level) [†]	Jπ	XREF	T _{1/2}	Comments
0.0	9/2+	A	2.30 μs 10	T _{1/2} : from 1970Va13. Jπ: favored α decay (HF=1.5) to ²¹¹ Po (Jπ=9/2+). configuration: odd-neutron configuration=(v 1g _{9/2}). %α=100. %ε<1.0×10 ⁻¹¹ for log ft>5.9. %ε+%β ⁺ <3×10 ⁻⁷ , theory (1973Ta30).
214.1 2	(7/2, 9/2)+	A		Jπ: 592γ M1 from (7/2)+, 214.1γ? to 9/2+.
290.8 3	(7/2, 9/2, 11/2)-	A		Jπ: 291γ E1 to 9/2+.
315.82 4	(7/2)+	A		Jπ: Jπ=(7/2,11/2)+ from αγ(θ) (1989Ha26). 316γ M1 to 9/2+. Low α hindrance factor (HF=4.7) from ²¹⁹ Ra (Jπ=(7/2)+) suggests Jπ=(7/2)+ for this level.
805.7 4	(7/2)+	A		Jπ: 805γ M1 to 9/2+. Low α hindrance factor (HF=3.3) from ²¹⁹ Ra (Jπ=(7/2)+) suggests Jπ=(7/2)+ for this level.

[†] From ²¹⁹Ra α decay.

γ(²¹⁵Rn)

E(level)	Eγ [†]	Mult. [†]	α	I(γ+ce) [†]
214.1	214.1 [‡] 2			100
290.8	290.8 3	E1	0.0360	100
315.82	315.82 4	M1(+E2)		100
805.7	489 [‡] 1			≤42
	592.0 3	M1(+E2)		100 17
	805.2 4	M1(+E2)		58 17

[†] From ²¹⁹Ra α decay.

[‡] Placement of transition in the level scheme is uncertain.

²¹⁹Ra α Decay 1987E102,1970Va13,1994Sh02

Parent ²¹⁹Ra: E=0.0; Jπ=(7/2)+; T_{1/2}=10 ms 3; Q(g.s.)=8138 3; %α decay=100.

1969Ha32.

1987E102: ²¹⁹Ra activity was produced as descendant of ²²³Th. Measured Eα, Eγ, Iγ, Ice, αγ coin, α-ce coin.

Detectors: semi, Ge(Li), Si(Li). Assignment of α-particle groups to ²¹⁹Ra has been based on the agreement with Eα from 1970Va13, and on the observation of Rn K x ray in coincidence with α particles.

Because of the decay scheme normalization, evaluator interpreted absolute γ-ray transition intensities reported by authors as absolute I(γ+ce) (photons plus conversion electrons) intensities.

1970Va13: ²¹⁹Ra activity was produced by ²⁰⁸Pb(¹⁶O,αn), and identified by excitation functions, cross bombardment, and genetic relationship to its α-decay daughter nucleus ²¹⁵Rn. Measured Eα, Iα. Detector: semi.

1969Ha32: ²¹⁹Ra activity was produced as descendant of ²²⁷U, ²²³Th, and identified by its genetic relationship to its α-decay daughter nucleus ²¹⁵Rn. Measured Eα, Iα. Detector: semi.

1994Sh02: ²¹⁹Ra activity was produced as the daughter nuclide of ²²³Th through the ²⁰⁸Pb(¹⁸O,3n)²²³Th reaction. Measured Eα, Iα, αγ coin from a source in equilibrium with ²²³Th. Detectors: semi, Ge(Li).

²¹⁵Rn Levels

1994Sh02 interpreted the level structure in ²¹⁵Rn in terms of both the reflection asymmetric model and the shell model.

E(level) [@]	Jπ [#]	T _{1/2}	Comments
0.0 [§]	9/2+	2.30 μs 10	T _{1/2} : from adopted levels.
214.1 [§] 2	(7/2, 9/2)+		

Continued on next page (footnotes at end of table)

²¹⁹Ra α Decay 1987E102,1970Va13,1994Sh02 (continued)

²¹⁵Rn Levels (continued)

E(level) [@]	Jπ [#]
290.8 [‡] 3	(7/2, 9/2, 11/2)-
315.82 [†] 4	(7/2)+
805.7 [†] 4	(7/2)+

† Configuration=vg_{9/2}² i_{11/2}.
 ‡ Configuration=vg_{9/2}² j_{15/2}.
 § Configuration=vg_{9/2}³.
 # From adopted levels.
 @ From γ-ray energies of 1987E102.

α radiations

Eα	E(level)	Iα [‡]	HF [†]	Comments
7198 6	805.7	2.4 3	3.3	Eα: weighted average of 7220 20 (in coin with 592γ), 7250 40 (in coin with 805γ)(1987E102), and 7196 5 (1994Sh02). Iα: deduced by evaluator from γ-ray transition intensity balance.
7678 3	315.82	66.2 15	4.7	Eα: weighted average of 7675 5 (1987E102), 7675 10 (1970Va13), 7700 (20) 1969Ha32, 7679 3 (1994Sh02). Iα: Iα=65.7 15 deduced by evaluator from γ-ray transition intensity balance. Other values: Iα=65 5 (1970Va13), Iα=70 10 (1969Ha32), Iα=62 (1994Sh02).
7706 10	290.8	0.9 2	413	Eα: weighted average of 7720 20 (measured in coin with 291γ, 1987E102), and 7703 10 (1994Sh02). Iα: deduced by evaluator from γ-ray transition intensity balance.
7780 10	214.1	=0.5	=1270	Eα,Iα: inferred from αγ coin (1994Sh02).
7988 3	0.0	30.5 15	90	Iα: deduced by evaluator using ΣIα=100%. Other values: Iα=30 10 (1969Ha32), Iα=35 2 (1970Va13), Iα=34 (1994Sh02). Other: 1952Me13. Iα: Iα=30.7 16 deduced by evaluator from γ-ray transition intensity balance. Eα: weighted average of 7980 10 (1970Va13), 7990 20 (1969Ha32), and 7989 3 (1994Sh02).

† Using r₀(²¹⁵Rn)=1.559, average of r₀(²¹⁴Rn)=1.563, r₀(²¹⁶Rn)=1.556 (1998Ak04).

‡ For α intensity per 100 decays, multiply by 1.0.

γ(²¹⁵Rn)

See 1989Ha26 for αγ(θ).

Eγ [†]	E(level)	Mult.	α	I(γ+ce) ^{†‡§}	Comments
214.1 2	214.1			1.5 3	K x ray/γ=1 (α(K)exp=0.1) (1994Sh02), α(L)exp=0.14 3 (1987E102). Assignment to ²¹⁹ Ra a decay is not definite.
290.8 3	290.8	E1	0.0360	0.91 18	Eγ: other value: 290.6 (1994Sh02). Mult.: from α(K)exp<0.05 (1987E102).
315.82 4	315.82	M1(+E2)	0.545	66.2 15	I(γ+ce): from a precise measurement of 7675α abundance (1987E102). Mult.: from α(K)exp=0.55 8, α(L)exp=0.10 2, and α(M)exp=0.020 3 (1987E102). Eγ: other value: 316.0 (1994Sh02).
489 [#] 1	805.7			≤0.5	
592.0 3	805.7	M1(+E2)	0.101	1.2 2	Mult.: from α(K)exp=0.07 2 and α(L)exp=0.03 1 (1987E102).
805.2 4	805.7	M1(+E2)	0.045	0.7 2	Mult.: from α(K)exp=0.03 2 (1987E102).

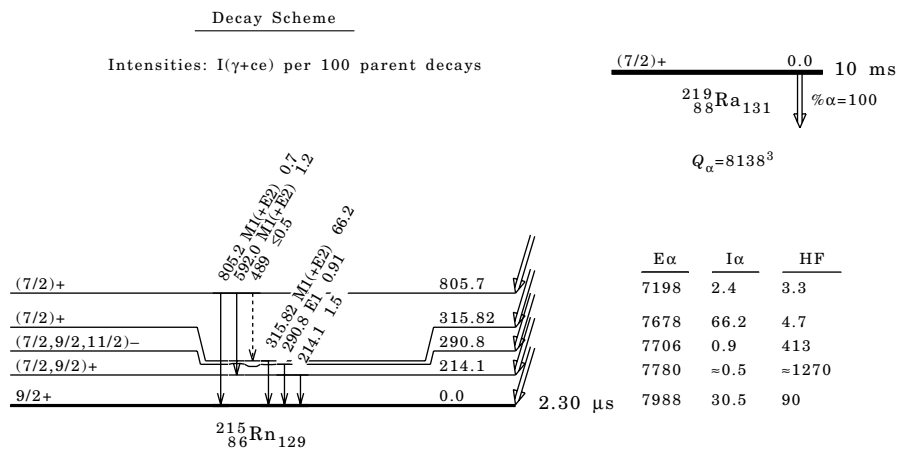
† From 1987E102, unless otherwise specified.

‡ Absolute transition intensity measured relative to % I(γ+ce)=66.2 15 for 316γ. This value resulted from a precise measurement of the α-particle abundance that populates the 316 level (1987E102).

§ For absolute intensity per 100 decays, multiply by 1.0.

Placement of transition in the level scheme is uncertain.

^{219}Ra α Decay 1987El02,1970Va13,1994Sh02 (continued)



Adopted Levels, Gammas

Q(β⁻)=-2215 10; S(n)=6794 11; S(p)=2650 11; Q(α)=9540 7 1995Au04.

²¹⁵Fr Levels

The low-lying states of ²¹⁵Fr result from the coupling of an h9/2 proton to the 0+, 2+, 4+, 6+, and 8+ states of the even core (²¹⁴Rn). The energies of these even-spin states are similar to those of the 9/2, and (11/2,13/2), (15/2,17/2), (21/2,19/2) doublets in ²¹⁵Fr. The long-range α particle groups emitted from these states in ²¹⁵Fr are analogous to those emitted from the g.s., 4+, 6+, and 8+ states in ²¹⁶Ra. Their branchings from each level have not been measured, only their intensities relative to the total number of α particles in the spectrum in coincidence with γ rays are given (1984Sc25).

Cross Reference (XREF) Flags

A ²⁰⁸Pb(¹¹B,4nγ)
B ²¹⁹Ac α Decay

E(level)#	Jπ [‡]	XREF	T _{1/2} [#]	Comments
0.0	9/2-	AB	86 ns 5	T _{1/2} : slope of α-decay time spectrum fitted to two components: 86 and 30 ns (1984De16). Other values: 87 ns 6 (1973HaZO); 104 ns 16, slope of time spectrum measurement (1984Sc25); 118 ns 21, measured for about 130 ns only (1974No02). Jπ: favored α decay (HF=1) to ²¹¹ At (Jπ=9/2-). Configuration=(π 1h _{9/2}) coupled to 0+. %α=100. No ε decay. Evaluator calculated %ε+%β ⁺ =1.0×10 ⁻⁸ for logft=5.0. %ε+%β ⁺ <1.0×10 ⁻⁸ , theory (1973Ta30).
670.3 1	(13/2)-	A		Jπ: 670γ E2 to 9/2-. Configuration=(π 1h _{9/2}) coupled to 2+.
700.0 1	(11/2)-	A		Jπ: 700γ M1+E2 to 9/2-. Configuration=(π 1h _{9/2}) coupled to 2+.
835.5 † 1	(13/2)+	A		Level also decays by α emission. Eα=10160 30, Iα=0.038 15 (1984Sc25). Jπ: 135γ E1 to (11/2)-.
1121.5 † 1	(17/2)-	A		Level also decays by α emission. Eα=10460 30, Iα(1121+1149)=0.008 1 (1984Sc25). Other values: Eα=10493 20, Iα(1121+1149)=0.005 (1984De16). Jπ: 451γ E2 to (13/2)-. Configuration=(π 1h _{9/2}) coupled to 4+.
1149.0 † 1	(15/2)-	A		Jπ: 479γ M1+E2 to (13/2)-. Configuration=(π 1h _{9/2}) coupled to 4+.
1440.0 † § 1	(19/2)-	A		Level also decays by α emission. Eα=10740 30, Iα=0.041 3 (1984Sc25). Other values: Eα=10789 15, Iα=0.015 (1984De16). Jπ: 318γ M1+E2 to (17/2)-. Configuration=(π 1h _{9/2}) coupled to 6+.
1457.4 § 2	(21/2)-	A		Jπ: 336γ E2 to (17/2)-. Configuration=(π 1h _{9/2}) coupled to 6+.
1573.1 † § 2	(23/2)-	A	3.5 ns 14	Level also decays by α emission. Eα=10890 30, Iα=0.036 3 (1984Sc25). Eα=10919 15, Iα=0.030 (1984De16). Jπ: 115.8γ M1 to (21/2)-. Theoretical g-factor=0.12 (1984Sc25) for the assigned shell-model configuration compares with experimental g-factor=0.33 10 (1984De16). Configuration=(π 1h _{9/2} ⁺⁵ +v 2g _{9/2} ⁺¹ v li _{11/2} ⁺¹). Jπ: 107.4γ M1(+E2) to (23/2)-. Configuration=((π 1h _{9/2}) ⁺⁵ +(v 2g _{9/2}) ⁺¹ +(v li _{11/2}) ⁺¹).
1680.5 2	(25/2)-	A		T _{1/2} : from 1984Sc25. Jπ: 133γ M1+E2 to (25/2)-, 240.5γ E2 to (23/2)-. Configuration=(π 1h _{9/2} ⁺⁴ ,2f _{7/2} ⁺¹)+(v 2g _{9/2} ⁺¹ ,li _{11/2} ⁺¹).
1813.6 2	(27/2)-	A	2.1 ns 14	T _{1/2} : weighted average of 5.5 ns 14 (1984Sc25) and 3 ns 2 (1984De16). Jπ: 202γ E1 to (27/2)-. Theoretical g-factor=0.43 (1984Sc25) for the assigned shell-model configuration agrees with experimental g-factor=0.47 20 (1984De16). Configuration=(π 1h _{9/2} ⁺⁴ ,li _{13/2} ⁺¹)+(v 2g _{9/2} ⁺²). μ=6.8 29. μ: DPAD (1984De16,1989Ra17).
2015.9 2	(29/2)+	A	4.7 ns 12	

Continued on next page (footnotes at end of table)

Adopted Levels, Gammas (continued)

²¹⁵Fr Levels (continued)

E(level)#	Jπ [‡]	XREF	T _{1/2} [#]	Comments
2251.3 3	(33/2)+	A	5.3 ns 11	T _{1/2} : weighted average of 5.5 ns 14 (1984Sc25) and 5 ns 2 (1984De16). Jπ: 235.4γ E2 to (29/2)+. Theoretical g-factor=0.49 (1984Sc25) for the assigned shell-model configuration agrees with experimental g-factor=0.47 10 (1984De16). configuration=(π 1h _{9/2} ⁺⁴ ,1i _{13/2} ⁺¹)+(ν 2g _{9/2} ⁺¹ ,1i _{11/2} ⁺¹). μ=7.8 17. μ: DPAD (1984De16,1989Ra17).
2806.8 3	(35/2)-	A		Jπ: 555.5γ E1 to (33/2)+. Configuration=(π 1h _{9/2} ⁺⁵)+(ν 2g _{9/2} ⁺¹ ,1i _{11/2} ⁺¹).
2900.4 3	(35/2)-	A		Jπ: predicted by shell model (1984Sc25). Configuration=(π 1h _{9/2} ⁺⁴ ,2f _{7/2} ⁺¹)+(ν 2g _{9/2} ⁺¹ ,1i _{11/2} ⁺¹).
3013.9 4	(37/2)-	A		Jπ: 113.7γ (M1) to (35/2)-. Configuration=(π 1h _{9/2} ⁺⁵)+(ν 2g _{9/2} ⁺¹ ,1i _{11/2} ⁺¹).
3068.9 3	(39/2)-	A	14.6 ns 14	T _{1/2} : γγ(t) (262γ-555γ time curves fitted to a two-level decay formula) (1984Sc25). Jπ: 818γ E3 to (33/2)+. Theoretical g-factor=0.41 (1984Sc25) for the assigned shell model configuration agrees with experimental g-factor=0.47 2 (1984De16). Configuration=((π 1h _{9/2} ⁺⁴ ,1i _{13/2} ⁺¹)+(ν 1i _{11/2} ⁺¹ ,1j _{15/2} ⁺¹)). μ=9.17 20. μ: DPAD (1984De16,1989Ra17).
3207.5 4	(41/2)-	A		Jπ: 138.5γ (M1) to (39/2)-. Configuration=(π 1h _{9/2} ⁺⁵)+(ν 2g _{9/2} ⁺¹ 1i _{11/2} ⁺¹).
3409.2? 3		A		
3417.1 4	(45/2)-	A		Jπ: 210γ (E2) to (41/2)-.
3419.4? 3		A		
3462.3 5	(47/2+)	A	23 ns 2	T _{1/2} : γγ(t) (262γ-555γ time curves fitted to a two-level decay formula), and from 210γ time spectrum (1984Sc25). Other values: T _{1/2} =33 ns 5, γγ(t) for all γ rays; T _{1/2} =30 ns 5, time spectrum of g.s. α transition fitted to a two-component decay (1984De16). Jπ: 45γ E1 to (45/2)-. Jπ: configuration=(π 1h _{9/2} ⁺⁴ ,1i _{13/2} ⁺¹)+(ν 2g _{9/2} ⁺¹ ,1i _{11/2} ⁺¹).

† Emission of long-range α particles from this level has been observed (1984Sc25).

‡ Multiple quasi-particle shell model configurations presented here are from 1984Sc25.

§ Measured T_{1/2} (1984Sc25) and g-factor=0.33 10 (1984De16) correspond to 1440, 1457, or 1573 level.

From ²⁰⁸Pb(¹¹B,4nγ).

γ(²¹⁵Fr)

E(level)	Eγ [†]	Iγ [†]	Mult. [†]	δ [†]	α	Comments
670.3	670.3 1	100	E2		0.0193	
700.0	700.0 1	100	M1+E2	-3.75 +55-40	0.0212 6	
835.5	135.4 1	100 4	E1		0.229	
	165.0 1	57 3	(E1)		0.142	
1121.5	451.2 1	100	E2		0.0479	
1149.0	(28)					
	313.4 1	17 1	E1		0.0312	
	449.1 1	100 3	E2		0.0485	
	478.8 1	76 5	M1+E2	-3.75 +50-40	0.0515 18	
1440.0	290.9 1	100 3	E2		0.162	
	318.5 1	20 1	M1+E2	10 +6-2	0.128	
1457.4	335.9 1	100	E2		0.106	
1573.1	115.8 2	5 3 6	M1		9.96	B(M1)(W.u.)=5.0×10 ⁻⁵ 22.
	133.0 1	100 9	E2		2.72	B(E2)(W.u.)=12 5.
1680.5	107.4 3	100	M1(+E2)		10 3	α: for δ=1.0, assumed by evaluator.
1813.6	133.0 1	41 11	M1+E2	0.50 15	5.9 4	B(M1)(W.u.)=0.0004 3; B(E2)(W.u.)=1.7 15.
	240.5 1	100 4	E2		0.297	B(E2)(W.u.)=1.1 8.
2015.9	202.3 1	100	E1		0.0865	B(E1)(W.u.)=4.5×10 ⁻⁶ 12.
2251.3	235.4 1	100	E2		0.319	B(E2)(W.u.)=1.5 3.
2806.8	555.5 1	100	E1		0.00929	
2900.4	649.1 1	100				

Continued on next page (footnotes at end of table)

Adopted Levels, Gammas (continued)

γ(²¹⁵Fr) (continued)

E(level)	Eγ [†]	Iγ [†]	Mult. [†]	α	Comments
3013.9	113.7 3	100	(M1)	10.5	
3068.9	262.1 1	100 3	E2	0.224	B(E2)(W.u.)=0.26 3.
	817.5 1	34 3	E3	0.0336	B(E3)(W.u.)=27 4.
3207.5	138.5 3	52 10	(M1)	5.98	
	193.6 2	100 20	E2	0.634	
3409.2?	340.25 [‡] 15	100	D		
3417.1	209.6 2	100	E2	0.476	
3419.4?	519.0 [‡] 3	100			
3462.3	45.2 3	100	E1	0.910	B(E1)(W.u.)=4.6×10 ⁻⁵ 5.

[†] From ²⁰⁸Pb(¹¹B,4nγ).

[‡] Placement of transition in the level scheme is uncertain.

²¹⁹Ac α Decay ¹⁹⁷⁰Bo13,1989Mi17

Parent ²¹⁹Ac: E=0.0; Jπ=9/2⁻; T_{1/2}=11.8 μs 15; Q(g.s.)=8830 50; %α decay=100.

¹⁹⁷⁰Bo13: ²¹⁹Ac activity was produced as descendant of ²²³Pa by the following reactions:

²⁰⁵Tl(²²Ne,4n), ²⁰⁸Pb(¹⁹F,4n), ²⁰⁹Bi(²⁰Ne,α2n), and ²⁰⁹Bi(²²Ne,α4n), E=90–135 MeV. the activity was identified by excitation functions, cross bombardments, and by genetic relationships between parent and daughter nuclei.

Measured Eα. Detector: semi.

¹⁹⁸⁹Mi17: ²¹⁹Ac activity was produced by ²⁰⁹Bi(¹⁶O,α2n) and ²⁰⁵Tl(¹⁶O,2n), E=87.4–101.9 MeV, and identified by mass separation and excitation functions. Measured Eα. Detector: semi. Deduced ²¹⁹Ac half-life.

²¹⁵Fr Levels

E(level)	Jπ	T _{1/2}
0.0	9/2 ⁻	86 ns 5

α radiations

Eα	E(level)	Iα [†]	HF	Comments
8664 10	0.0	100	1.1	HF: using r ₀ (²¹⁵ Fr)=1.5597, average of r ₀ (²¹⁴ Rn)=1.563, r ₀ (²¹⁶ Rn)=1.556, r ₀ (²¹⁴ Ra)=1.554, and r ₀ (²¹⁶ Ra)=1.566 (1998Ak04). Eα: from ¹⁹⁷⁰ Bo13. Original energy has been decreased by 1 keV because of a change in the calibration energy of ²¹² Po (1991Ry01).

[†] For α intensity per 100 decays, multiply by 1.0.

²⁰⁸Pb(¹¹B,4nγ) ¹⁹⁸⁴Sc25,1984De16,1985Dr04

²⁰⁴Hg(¹⁵N,4nγ), ²⁰⁷Pb(¹¹B,3n) (1984De16).

¹⁹⁸⁴Sc25: target: >99% enriched ²⁰⁸Pb, E(¹¹B)=66 MeV. Measured Eγ, Iγ, γγ coin, αγ coin, γγ(t), αγ(t), γ(θ) for θ=90°, 115°, 127°, 138°, and 149°. Measured level half-lives, α decay from g.s. and excited levels. Deduced γ-ray multipolarities. Detectors: Ge(Li), high-purity germanium, Si surface barrier.

¹⁹⁸⁴De16: ²⁰⁸Pb(¹¹B,4n), target: 98% enriched ²⁰⁸Pb, E(¹¹B)=58, 62 MeV. Measured Eγ, Iγ, γγ coin, αγ coin, ce ce coin, γγ(t), αγ(t), differential perturbed angular distribution (DPAD) of α particles, α decay from g.s. and excited levels, level half-lives. The ²⁰⁷Pb(¹¹B,3n) reaction was used to confirm the assignment of measured α particles to ²¹⁵Fr.

¹⁹⁸⁴De16: ²⁰⁴Hg(¹⁵N,4nγ), target: 98% enriched ²⁰⁴Hg cooled to -30° C, E(¹⁵N)=78 MeV. Measured differential perturbed angular distribution (DPAD) for γ rays. Deduced γ-ray multipolarities, g-factors, half-lives.

¹⁹⁸⁵Dr04: target: enriched ²⁰⁸Pb, E(¹¹B)=45–66 MeV. Measured Eγ, Iγ, γγ coin, γ(θ) for θ=0° to 90° in 15° increments, γ-ray excitation functions and linear polarizations. Deduced γ-ray multipolarities. Detectors: Ge(Li).

²⁰⁸Pb(¹¹B,4n γ) ¹⁹⁸⁴Sc25, ¹⁹⁸⁴De16, ¹⁹⁸⁵Dr04 (continued)

²¹⁵Fr Levels

E(level) [†]	J π	T _{1/2}	Comments
0.0	9/2-	86 ns 5	T _{1/2} : slope of α -decay time spectrum fitted to two components: 86 and 30 ns (1984De16). Other values: 87 ns 6 (1973HaZO); 104 ns 16, slope of time spectrum measurement (1984Sc25); 118 ns 21, measured for about 130 ns only (1974No02).
670.3 1	(13/2)-		
700.0 1	(11/2)-		
835.5 1	(13/2)+		
1121.5 1	(17/2)-		
1149.0 1	(15/2)-		
1440.0 \ddagger 1	(19/2)-		
1457.4 \ddagger 2	(21/2)-		
1573.1 \ddagger 2	(23/2)-	3.5 ns 14	T _{1/2} : $\gamma\gamma(t)$ centroid shift method (1984Sc25). Other value: 4 ns 2, $\gamma\gamma(t)$ centroid shift method (1984De16).
1680.5 2	(25/2)-		E(level): the order of the 133 γ -107 γ cascade is unknown. E=1706 is possible for this level.
1813.6 2	(27/2)-	2.1 ns 14	T _{1/2} : $\gamma\gamma(t)$, $\alpha\gamma(t)$ centroid shift method (1984Sc25).
2015.9 2	(29/2)+	4.7 ns 12	T _{1/2} : weighted average of 5.5 ns 14, $\gamma\gamma(t)$, $\alpha\gamma(t)$ centroid shift method (1984Sc25), and 3 ns 2, $\gamma\gamma(t)$ centroid shift method (1984De16). g-factor=0.47 20, DPAD of γ rays (1984De16).
2251.3 3	(33/2)+	5.3 ns 11	T _{1/2} : weighted average of 5.5 ns 14, $\gamma\gamma(t)$, $\alpha\gamma(t)$ centroid shift method (1984Sc25), and 5 ns 2, $\gamma\gamma(t)$ centroid shift method (1984De16). g-factor=0.47 10, DPAD of γ rays (1984De16).
2806.8 3	(35/2)-		
2900.4 3	(35/2-)		
3013.9 4	(37/2-)		
3068.9 3	(39/2)-	14.6 ns 14	T _{1/2} : $\gamma\gamma(t)$ (262 γ -555 γ time curves fitted to a two-level decay formula) (1984Sc25). g-factor=0.47 2 (corrected for diamagnetism and Knight shift), DPAD of γ rays (1984De16). g-factor=0.48 2, DPAD of α particles (1984De16).
3207.5 4	(41/2-)		
3409.2? 3			
3417.1 4	(45/2-)		
3419.4? 3			
3462.3 5	(47/2+)	23 ns 2	T _{1/2} : $\gamma\gamma(t)$ (262 γ -555 γ time curves fitted to a two-level decay formula), and from 210 γ time spectrum (1984Sc25). Other values: T _{1/2} =33 ns 5, $\gamma\gamma(t)$ for all γ rays; T _{1/2} =30 ns 5, time spectrum of g.s. α transition fitted to a two-component decay (1984De16).

[†] Deduced by evaluator from a least-squares fit to γ -ray energies of ¹⁹⁸⁴Sc25 and ¹⁹⁸⁵Dr04.

[‡] Measured T_{1/2} (1984Sc25) and g-factor=0.33 10 (1984De16) correspond to 1440, 1457, or 1573 level.

$\gamma(^{215}\text{Fr})$

E γ [†]	E(level)	I γ [‡]	Mult. [§]	δ	α	Comments
(28)	1149.0					
45.2 3	3462.3	16.8 20	E1		0.910	
107.4 3	1680.5	7.9 10	M1 (+E2)			
113.7 3	3013.9	0.40 10	(M1)		10.5	
115.8 2	1573.1	1.68 20	M1		9.96	
133.0 1	1573.1	32 3	E2		2.72	
	1813.6	11 3	M1+E2	0.50 15	5.9 4	δ : from γ -ray time differential perturbed angular distribution (1984De16).
135.4 1	835.5	7.0 3	E1		0.229	
138.5 3	3207.5	2.6 5	(M1)		5.98	
165.0 1	835.5	4.0 2	(E1)		0.142	I γ : from I γ (165)/I γ (135)=0.567 (1985Dr04).
193.6 2	3207.5	5.0 10	E2		0.634	
202.3 1	2015.9	100 3	E1		0.0865	
209.6 2	3417.1	25.7 10	E2		0.476	
235.4 1	2251.3	78 3	E2		0.319	
240.5 1	1813.6	26.7 10	E2		0.297	
262.1 1	3068.9	37.6 10	E2		0.224	
290.9 1	1440.0	96 3	E2		0.162	
313.4 1	1149.0	6.9 3	E1		0.0312	
318.5 1	1440.0	18.8 10	M1+E2	10 +6-2	0.128	δ : from $\gamma(0)$ (1985Dr04).

Continued on next page (footnotes at end of table)

$^{208}\text{Pb}(^{11}\text{B},4n\gamma)$ 1984Sc25,1984De16,1985Dr04 (continued) $\gamma(^{215}\text{Fr})$ (continued)

$E\gamma^\dagger$	E(level)	$I\gamma^\ddagger$	Mult.§	δ	α	Comments
335.9 1	1457.4	18.8 10	E2		0.106	
340.25# 15	3409.2?		D			E γ : from 1985Dr04. γ ray was also observed, but not placed in the decay scheme, by 1984Sc25.
449.1 1	1149.0	41.6 10	E2		0.0485	
451.2 1	1121.5	56.4 20	E2		0.0479	
478.8 1	1149.0	31.7 20	M1+E2	-3.8 +5-4	0.0515 18	δ : from $\gamma(\theta)$ (1985Dr04). Other value: -6 +3-4, γ -ray time differential perturbed angular distribution (1984De16).
519.0# 3	3419.4?					E γ : observed by 1985Dr04 only.
555.5 1	2806.8	41.6 20	E1		0.00929	
649.1 1	2900.4	5.9 10				(E1) from (1984Sc25); E2+M1 ($\delta=-1.2 +18-12$), (1985Dr04).
670.3 1	670.3	97 4	E2		0.0193	
700.0 1	700.0	43.6 20	M1+E2	-3.8 +6-4	0.0212 6	δ : from $\gamma(\theta)$ (1985Dr04). Other value: -7 +3-13, γ -ray time differential perturbed angular distribution (1984De16).
817.5 1	3068.9	12.9 10	E3		0.0336	

† Weighted average from 1984Sc25 and 1985Dr04.

‡ From 1984Sc25, unless otherwise specified.

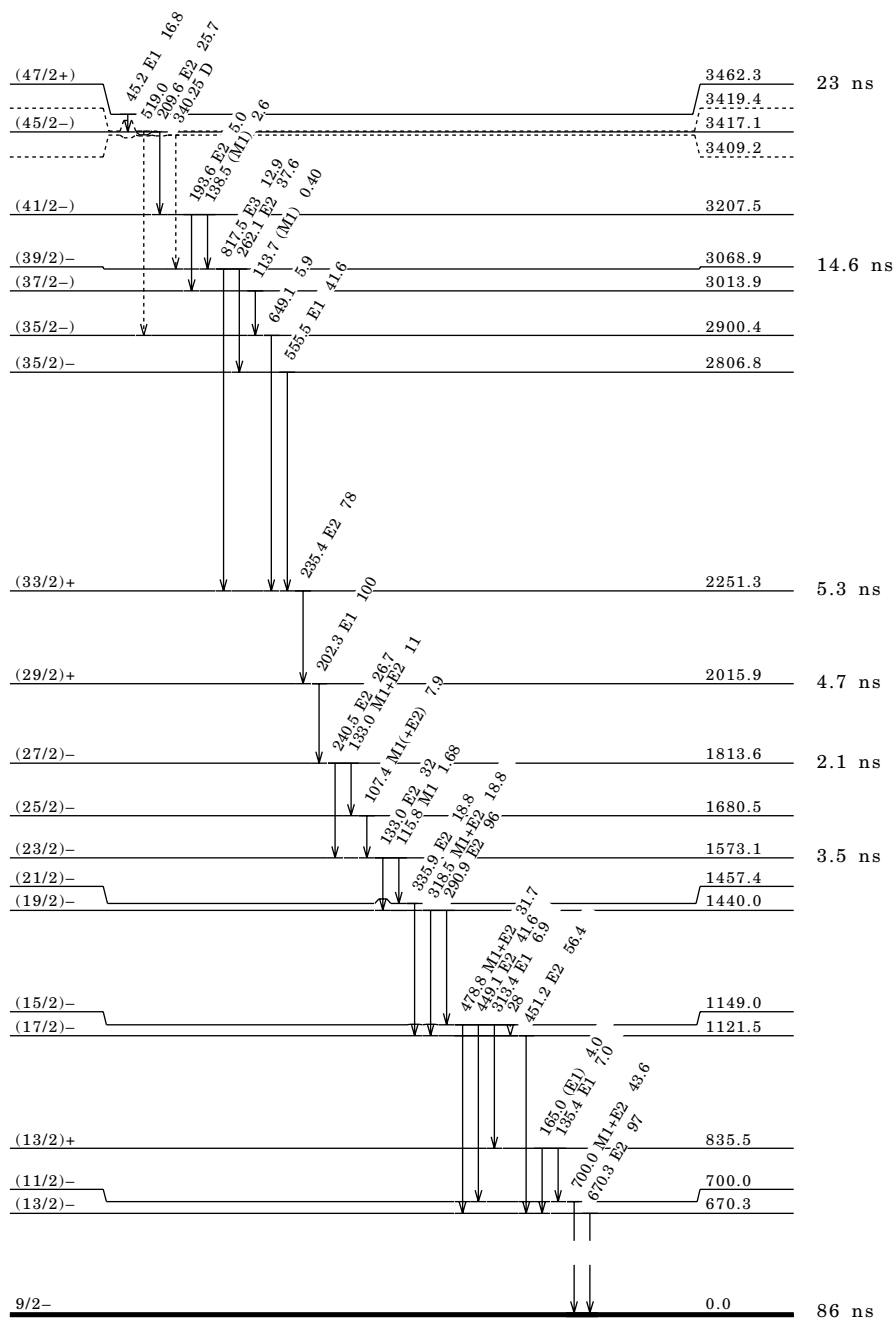
§ From differential perturbed angular distribution of γ rays, and conversion electron data (1984De16); $\gamma(\theta)$ and transition intensity balances (1984Sc25); and $\gamma(\theta)$ and asymmetry values from γ -ray linear polarization measurements (1985Dr04).

Placement of transition in the level scheme is uncertain.

$^{208}\text{Pb}(^{11}\text{B},4n\gamma)$ 1984Sc25,1984De16,1985Dr04 (continued)

Level Scheme

Intensities: relative I γ



$^{215}_{87}\text{Fr}_{128}$

Adopted Levels, Gammas

Q(β⁻)=-3490 54; S(n)=5637 13; S(p)=3796 11; Q(α)=8864 4 1995Au04.

²¹⁵Ra Levels

The level structure of ²¹⁵Ra, described by a multiparticle octupole coupling mechanism, leads to configuration mixed isomers with characteristic enhanced E3 transitions. These have been explained by the coupling of octupole vibrations to the shell-model configurations presented here for the six protons and single neutron outside closed shells (1998St24).

The low-lying yrast levels in ²¹⁵Ra also have been interpreted in terms of the shell model by coupling the odd neutron to experimentally determined energies in ²¹⁴Ra (1983Lo16). The enhancement of the 773-keV E3 transition in ²¹⁵Ra is due mostly to the coupling of the particle orbital to the octupole phonon in the ²⁰⁸Pb core. Its B(E3)(W.u.)=37 2 agrees with the systematics for E3 transitions in the ²⁰⁸Pb region (1983Lo16). See also 1998St24, 1989Dr02, 1985Be05, and 1988Fu10 for further discussions on B(E3) values for this nucleus.

γ-rays reported by 1988Fu10, 1983Lo16, and 1987AdZU from ²⁰⁶Pb(¹²C,3nγ), ²⁰⁶Pb(¹³C,4nγ), ²⁰⁸Pb(¹²C,5nγ), and ²⁰⁸Pb(¹³C,6nγ) agree with most of those adopted here. However, because of the 2246.9+x level proposed by 1998St24, only level energies up to 2054 keV agree with those adopted in this evaluation.

Cross Reference (XREF) Flags

- A ²⁰⁶Pb(¹³C,4nγ)
- B ²¹⁹Th α Decay
- C ²⁰⁸Pb(¹³C,6nγ)

E(level) [†]	Jπ [‡]	XREF	T _{1/2}	Comments
0.0 [§]	(9/2+)	ABC	1.55 ms 7	T _{1/2} : weighted average of 1.62 ms +16-13 (2000Ni02), 1.68 ms 2 (2000He17), 1.56 ms 10 (1970To08), 1.7 ms 2 (1968Va18), 1.5 ms 1 (1991An10), and 1.5 ms 3 (1991An13). Other value: 1.6 ms (1961Gr43,1962Gr20). Jπ: analogy to N=127 isotones (i.e. ²¹¹ Po and ²¹³ Rn) suggest Jπ=(9/2+). Shell model configuration for the odd neutron is expected to be g9/2. %α=100. No ε decay. Evaluator calculated %ε+%β ⁺ =1.0×10 ⁻⁴ for logft=5.2. %ε+%β ⁺ <2×10 ⁻⁴ , theory (1973Ta30). %ε+%β ⁺ <7×10 ⁻⁵ , theory (1997Mo25).
773.0 [#] 3	(15/2-)	A C	70 ns 3	T _{1/2} : weighted average (LWM, χ ² /v=5.9) of 68.6 ns 21, γγ(t) (1989Dr02); 77 ns 2, γγ(t) (1988Fu10), 67 ns 3 (1987AdZU), and 67.2 ns 14, pulsed beam method (1998St24). Other values: 110 ns 8, pulsed beam method (1989Dr02); 120 ns 10, pulsed beam method (1983Lo16). These values, measured with the pulsed beam method, may have been affected by a systematic error. The reason being that most of the 773γ intensity decays with 7.1 μs, the half-life of the 1877 level, making it more difficult to measure a shorter half-life (in the ns range) with the pulsed beam method. Jπ: 773γ E3 to (9/2+). Analogy with 896-keV state (Jπ=(15/2-)) in ²¹³ Rn. Jπ: 852γ E1 to (15/2-). Analogy with 1529-keV state (Jπ=(17/2+)) in ²¹³ Rn.
1625.3 [§] 4	(17/2+)	A C		T _{1/2} : weighted average of 23 ns 5 (1983Lo16) and 25.0 ns 14 (1998St24). Jπ: 196γ E2 to (17/2+), 1048γ E3 to (15/2-). Analogy with 1664-keV state (Jπ=(21/2+)) in ²¹³ Rn (1988Fu10).
1821.2 [§] 4	(21/2+)	A C	24.8 ns 14	T _{1/2} : weighted average of 7.2 μs 2 (1988Fu10) and 6.9 μs 3 (1998St24). Other value: ≥2 μs, pulsed beam method (1983Lo16). Jπ: analogous state at >1664 keV with T _{1/2} =1 μs has been observed in ²¹³ Rn (1988Fu10). Mixed with 2053.8 level by particle octupole coupling.
1877.8 [@] 5	(25/2+)	A C	7.1 μs 2	Mixed with 1877.8 level by particle octupole coupling.
1994.5 [@] 5	(23/2+)	A C		
2053.8 [§] 5	(25/2+)	A C		Mixed with 1877.8 level by particle octupole coupling.
2214.4 ^{&} 6	(27/2-)	A		
2246.9 ^a 5	(29/2-)	A	1.39 μs 7	T _{1/2} : pulsed beam method (1998St24).
2246.9 ^{+x} a	(31/2-)	A		E(level): x≤35 keV. Level was assumed at this energy because both systematics and theory predict that a Jπ=31/2- state must lie near a Jπ=29/2- level at 2246.9 keV (1998St24).
3088.8 ^{+x} b 3	(33/2+)	A		
3143.7 ^{+x} c 5	(35/2+)	A		
3331.1 ^{+x} c 5	(37/2+)	A		
3413.4 ^{+x} a 5	(37/2-)	A		
3415.6 ^{+x} c 5	(37/2+)	A		
3586.4 ^{+x} d 5	(37/2+)	A		
3738.6 ^{+x} a 5	(39/2-)	A		

Continued on next page (footnotes at end of table)

Adopted Levels, Gammas (continued)

²¹⁵Ra Levels (continued)

E(level) [†]	Jπ [‡]	XREF	T _{1/2}	Comments
3756.6+x ^a 6	(43/2-)	A	0.555 μs 10	T _{1/2} : pulsed beam method (1998St24). Other value:0.59 μs 18 (1987AdZU). Octupole-mixed state. g-factor=+0.726 3. Theoretical value: +0.73 (1998St24). Other value: 0.734 7 (1987AdZU).
3765.7+x 6		A		
3855.0+x 6		A		
3935.4+x& 6	(43/2-)	A		Octupole-mixed state.
4207.3+x 7		A		
4366.9+x ^b 6	(45/2+)	A		
4553.6+x ^a 6	(47/2-)	A		
4567.0+x ^b 6	(49/2+)	A	10.5 ns 2	T _{1/2} : pulsed beam method (1998St24). Other value: =10 ns (1987AdZU). g-factor=+0.77 1. Theoretical value: +0.80 (1998St24).
4686.2+x& 7	(47/2-)	A		
4882.7+x& 6	(51/2-)	A		
5372.7+x ^b 7	(53/2+)	A		
5608.6+x ^e 7	(55/2-)	A		
5608.7+x ^b 7	(57/2+)	A	1.7 ns 2	T _{1/2} : pulsed beam method (1998St24).
6033.5+x ^f 8	(57/2+)	A		
6076.4+x ^f 8	(59/2+)	A		
6283.2+x ^f 9	(61/2+)	A		

[†] Deduced by evaluator from a least-squares fit to γ-ray energies.

[‡] Spin and parity assignments are based on γ-ray multiplicities, angular distributions, transition strengths, and excitation functions. Shell model configuration assignments are based on level energies and γ-ray transition rates (1998St24).

§ Configuration=(πh_{9/2})⁶ (νg_{9/2}).

Configuration=(πh_{9/2})⁶ (νj_{15/2}).

@ Configuration=(πh_{9/2})⁵ (πf_{7/2}) (νg_{9/2}).

& Configuration=(πh_{9/2})⁴ (πf_{7/2}) (πi_{13/2}) (νg_{9/2}).

a Configuration=(πh_{9/2})⁵ (πi_{13/2}) (νg_{9/2}).

b Configuration=(πh_{9/2})⁴ (πi_{13/2})² (νg_{9/2}).

c Configuration=(πh_{9/2})⁵ (πf_{7/2}) (νg_{9/2}).

d Configuration=(πh_{9/2})⁴ (πf_{7/2})² (νg_{9/2}).

e Configuration=(πh_{9/2})³ (πf_{7/2})² (πi_{13/2}) (νg_{9/2}).

f Configuration=(πh_{9/2})³ (πf_{7/2}) (πi_{13/2})² (νg_{9/2}).

γ(²¹⁵Ra)

E(level)	Eγ [†]	Iγ [†]	Mult. [‡]	δ [‡]	α	Comments
773.0	773.0	100	E3		0.0409	B(E3)(W.u.)=36.8 17.
1625.3	852.3	100	E1		0.0042 7	
1821.2	196.0	100 1	E2		0.642	B(E2)(W.u.)=0.48 4.
	1048.2	48.6 4	E3		0.0199	B(E3)(W.u.)=2.92 18.
1877.8	56.5	100	E2		147	B(E2)(W.u.)=0.0122 12.
1994.5	173.3	100	M1		3.45	
2053.8	59.3	16 2	M1		15.1	
	176.0	100 2	M1		3.31	
2214.4	336.6	100	(E1)		0.0274	
2246.9	(32.5)					
	193.1	100 2	M2 (+E3)			
	369.1	32 3	M2+E3	1.1 2	0.83 9	B(M2)(W.u.)=0.0012 4; B(E3)(W.u.)=5.3 15.
2246.9+x	(≤35)					
3088.8+x	841.9	100	E1			
3143.7+x	54.9	100	M1		18.9	
3331.1+x	187.4	100	M1		2.77	
3413.4+x	269.7	100				
3415.6+x	271.9	100	M1		0.98	
3586.4+x	170.8	19 4	M1		3.60	
	255.4	100 12	M1		1.17	
	442.6	10 4				
3738.6+x	152.2	46.5 5	E1		0.176	
	323.1	31 1	E1		0.0300	

Continued on next page (footnotes at end of table)

Adopted Levels, Gammas (continued)

γ(²¹⁵Ra) (continued)

E(level)	Eγ [†]	Iγ [†]	Mult. [‡]	α	Comments
3738.6+x	325.3	4 1			
	407.4	100 1	E1	0.0181	
3756.6+x	(18.1)				
	425.5		E3	0.246	
3765.7+x	434.6	100			
3855.0+x	439.4	100			
3935.4+x	178.6	100	M1	3.17	
4207.3+x	352.3	100			
4366.9+x	431.5	99 3	E1	0.0161	
	610.2	100 5			
4553.6+x	797.3	100			
4567.0+x	(12.9)				
	200.1	100 2			
	810.2	59 2			
4686.2+x	750.7	100			
4882.7+x	196.3	23 3	E2	0.638	
	315.6	100 4			
	329.5	12 3			
5372.7+x	490.1	100 3			
	805.7	48 2			
5608.6+x	725.9	100			
5608.7+x	236.0	100	E2	0.334	B(E2)(W.u.)=4.5 6.
6033.5+x	424.8	100			
6076.4+x	467.7	100			
6283.2+x	249.7	100			

[†] From ²⁰⁶Pb(¹³C,4nγ) (1998St24).

[‡] From conversion electron data and γ(θ) in ²⁰⁶Pb(¹³C,4nγ) (1998St24).

²¹⁹Th α Decay 1973Ha32

Parent ²¹⁹Th: E=0.0; Jπ=?; T_{1/2}=1.05 μs 3; Q(g.s.)=9510 50; %α decay=100.

²¹⁹Th activity was produced by ²⁰⁶Pb(¹⁶O,3n), E=80-90 MeV. Isotopic assignment is based on its genetic relationship to ²¹⁵Ra, and on measured excitation functions. Measured Eα. Detector: semi.

²¹⁵Ra Levels

E(level)	Jπ	T _{1/2}	Comments
0.0	(9/2+)	1.55 ms 7	Jπ, T _{1/2} : from adopted levels.

α radiations

Eα	E(level)	Iα [†]	HF	Comments
9340 20	0.0	100	2.0	HF: using r ₀ (²¹⁵ Ra)=1.560, average of r ₀ (²¹⁴ Ra)=1.554 and r ₀ (²¹⁶ Ra)=1.56 (1998Ak04).

[†] For α intensity per 100 decays, multiply by 1.0.

²⁰⁶Pb(¹³C,4n γ) 1998St24

Target: 92% enriched ²⁰⁶Pb. E=78 MeV. Measured E γ , I γ , $\gamma\gamma$ coin, $\gamma\gamma(t)$, $\gamma\gamma(\theta)$, Ice, differential perturbed angular distributions, excitation functions for E=66-84 MeV. Deduced γ -ray multiplicities, angular distribution coefficients, levels half-life (pulsed-beam measurements), gyromagnetic factors, detectors: hyperpure Ge, superconducting solenoidal electron spectrometer with a cooled Si(Li) detector (1998St24).

The nucleus of ²¹⁵Ra has six valence protons and a single valence neutron outside the Z=82, N=126 closed shells. Most of the states up to about 6 MeV have configurations involving four to six protons in the h_{9/2} orbital, for which E2 decays are retarded or forbidden, and dipole and octupole transitions are prominent. The authors have explained the strength of E3 transitions as well as the measured gyromagnetic factors in terms of the multi-particle octupole coupling mechanism (1998St24).

Other measurements:

1988Fu10: ²⁰⁶Pb(¹²C,3n γ), E=67 MeV, $\geq 90\%$ enriched ²⁰⁶Pb target. Measured E γ , I γ , $\gamma\gamma$ coin, $\gamma(\theta)$ for 9 angles between $\theta=80^\circ$ and 160° , γ -ray linear polarization, $\gamma\gamma(t)$. Detectors: Ge(Li). Deduced transition multiplicities. Measured levels half-life using a pulsed beam method, and also $\gamma\gamma(t)$.

1983Lo16: ²⁰⁸Pb(¹³C,6n γ), E=95 MeV, 99% enriched ²⁰⁸Pb target. Measured E γ , I γ , $\gamma(\theta)$ for 8 angles between 6° and 158° , $\gamma\gamma$ coin, $\gamma\gamma(\theta)$. Detector: Ge(Li). Deduced transition multiplicities. Measured levels half-life using a pulsed beam method.

1989Dr02: ²⁰⁸Pb(¹²C,5n γ), E=80 MeV, 99% enriched ²⁰⁸Pb target. Measured E γ , I γ . Detector: Ge(Li).

1989Dr02: ²⁰⁶Pb(¹³C, 4n γ), E=78 MeV, 92% enriched ²⁰⁶Pb target. Measured E γ , I γ , Ice, $\gamma\gamma(t)$. Detectors: Ge(Li) Compton-suppression system, Si(Li). Deduced conversion coefficients and multiplicities. Measured levels half-life using a pulsed beam method and $\gamma\gamma(t)$.

1987AdZU: ²⁰⁶Pb(¹³C,4n γ), E=80 MeV. Measured E γ , $\gamma\gamma$ coin, $\gamma\gamma(t)$. Detector: Ge(Li), high-purity Ge. Measured levels half-life. Measured g-factor by stroboscopic observation of γ -ray perturbed angular distributions.

²¹⁵Ra Levels

The level scheme presented here is from 1998St24. Up to 2054 keV it agrees well with that from 1988Fu10, 1983Lo16, and 1987AdZU.

E(level) [†]	J π [‡]	T _{1/2}	Comments
0.0 [§]	9/2+	1.55 ms 7	T _{1/2} : from adopted levels.
773.0 [#] 3	15/2-	67.2 ns 14	T _{1/2} : from 1998St24, pulsed beam method. Other values: 68.6 ns 21 (1989Dr02), 77 ns 2 (1988Fu10), and 67 ns 3 (1987AdZU).
1625.3 [§] 4	17/2+		
1821.2 [§] 4	21/2+	24.9 ns 14	T _{1/2} : pulsed beam method (1998St24). Other value: 22.9 ns 49 (1983Lo16).
1877.8 [@] 5	25/2+	6.9 μ s 3	T _{1/2} : pulsed beam method (1998St24). other value: 7.2 μ s 2 (1988Fu10). Mixed with 2053.8 level by particle octupole coupling.
1994.5 [@] 5	23/2+		
2053.8 [§] 5	25/2+		Mixed with 1877.8 level by particle octupole coupling.
2214.4 ^{&} 6	27/2(-)		Configuration assignment was confirmed by γ -ray transition rates.
2246.9 ^a 5	29/2-	1.39 μ s 7	T _{1/2} : pulsed beam method (1998St24).
2246.9 ^{+x} a	31/2-		E(level): x \leq 35 keV.
3088.8 ^{+x} b 3	33/2+		
3143.7 ^{+x} c 5	35/2+		
3331.1 ^{+x} c 5	37/2+		
3413.4 ^{+x} a 5	37/2-		
3415.6 ^{+x} c 5	37/2+		
3586.4 ^{+x} d 5	37/2+		
3738.6 ^{+x} a 5	39/2-		
3756.6 ^{+x} a 6	43/2-	0.555 μ s 10	T _{1/2} : pulsed beam method (1998St24). Other value: 0.59 μ s 18 (1987AdZU). Octupole-mixed state. g-factor=+0.726 3. Theoretical value: +0.73 (1998St24).
3765.7 ^{+x} 6			
3855.0 ^{+x} 6			
3935.4 ^{+x} & 6	43/2-		Octupole-mixed state.
4207.3 ^{+x} 7			
4366.9 ^{+x} b 6	45/2+		
4553.6 ^{+x} a 6	47/2-		
4567.0 ^{+x} b 6	49/2+	10.5 ns 2	T _{1/2} : pulsed beam method (1998St24). Other value: \approx 10 ns (1987AdZU). g-factor=+0.77 1. Theoretical value: +0.80 (1998St24).
4686.2 ^{+x} & 7	47/2-		
4882.7 ^{+x} & 6	51/2-		
5372.7 ^{+x} b 7	53/2+		
5608.6 ^{+x} e 7	55/2-		
5608.7 ^{+x} b 7	57/2+	1.7 ns 2	T _{1/2} : pulsed beam method (1998St24).
6033.5 ^{+x} f 8	57/2+		
6076.4 ^{+x} f 8	59/2+		
6283.2 ^{+x} f 9	61/2+		

Footnotes continued on next page

²⁰⁶Pb(¹³C,4n γ) 1998St24 (continued)

²¹⁵Ra Levels (continued)

† Deduced by evaluator from a least-squares fit to E γ from 1998St24, using $\Delta E=0.3$ keV (not given in 1998St24) for all γ rays.

‡ Spin and parity assignments are based on γ -ray multiplicities, angular distributions, transition strengths, and excitation functions. Shell model configuration assignments are based on level energies and γ -ray transition rates (1998St24).

§ Configuration=($\pi h_{9/2}$)⁶ ($\nu g_{9/2}$).

Configuration=($\pi h_{9/2}$)⁶ ($\nu j_{15/2}$).

@ Configuration=($\pi h_{9/2}$)⁵ ($\pi f_{7/2}$) ($\nu g_{9/2}$).

& Configuration=($\pi h_{9/2}$)⁴ ($\pi f_{7/2}$) ($\pi i_{13/2}$) ($\nu g_{9/2}$).

a Configuration=($\pi h_{9/2}$)⁵ ($\pi i_{13/2}$) ($\nu g_{9/2}$).

b Configuration=($\pi h_{9/2}$)⁴ ($\pi i_{13/2}$)² ($\nu g_{9/2}$).

c Configuration=($\pi h_{9/2}$)⁵ ($\pi f_{7/2}$) ($\nu g_{9/2}$).

d Configuration=($\pi h_{9/2}$)⁴ ($\pi f_{7/2}$)² ($\nu g_{9/2}$).

e Configuration=($\pi h_{9/2}$)³ ($\pi f_{7/2}$)² ($\pi i_{13/2}$) ($\nu g_{9/2}$).

f Configuration=($\pi h_{9/2}$)³ ($\pi f_{7/2}$) ($\pi i_{13/2}$)² ($\nu g_{9/2}$).

γ (²¹⁵Ra)

E γ [†]	E(level)	I γ [†]	Mult.	δ	α	Comments
(12.9)	4567.0+x					
(18.1)	3756.6+x					
(32.5)	2246.9					
(≤ 35)	2246.9+x					
54.9	3143.7+x	21 2	M1		18.9	E $\gamma=54.9$ 10 (1987AdZU). Mult.: from $\alpha(\text{exp})=11$ 4.
56.5	1877.8	8 1	E2		147	Mult.: from $\alpha(\text{exp})=94$ 40.
59.3	2053.8	16 2	M1		15.1	From $\alpha(\text{exp})=17$ 7.
152.2	3738.6+x	94 1	E1		0.176	E $\gamma=152$ 1 (1987AdZU). Mult.: from $\alpha(\text{exp})<0.42$. $A_2=-0.12$ 4.
170.8	3586.4+x	10 2	M1		3.60	Mult.: from $\alpha(\text{exp})=5.2$ 33.
173.3	1994.5	39 1	M1		3.45	E $\gamma=173.0$ 10 (1983Fu10), E $\gamma=173.4$ (1987AdZU). Mult.: from $\alpha(\text{exp})=3.6$ 14. $A_2=0.03$ 6.
176.0	2053.8	100 2	M1		3.31	E $\gamma=175.8$ 10 (1988Fu10), E $\gamma=175.9$ (1987AdZU). Mult.: from $\alpha(\text{exp})=5.0$ 5, $\alpha(\text{L})\text{exp}=0.40$ 3. $A_2=0.16$ 4.
178.6	3935.4+x	16 2	M1		3.17	E $\gamma=178.6$ 10 (1987AdZU). Mult.: from $\alpha(\text{exp})=3.6$ 3. $A_2=0.4$ 3.
187.4	3331.1+x	98 2	M1		2.77	E $\gamma=187.4$ 10 (1987AdZU). Mult.: from $\alpha(\text{exp})=2.7$ 7. $A_2=-0.15$ 4.
193.1	2246.9	59 1	M2(+E3)			E $\gamma=193.2$ 10 (1987AdZU). Mult.: from $\alpha(\text{exp})=9.1$ 6, $\alpha(\text{L})\text{exp}=3$ 1, $\alpha(\text{M})\text{exp}=0.63$ 6. $A_2=0.13$ 6.
196.0	1821.2	467 3	E2		0.642	E $\gamma=195.9$ 10 (1988Fu10), E $\gamma=195.1$ (1983Lo06), E $\gamma=196.0$ (1987AdZU).
196.3	4882.7+x	28 4	E2		0.638	E $\gamma=195.9$ 10 (1988Fu10).
200.1	4567.0+x	54 1				E $\gamma=199.9$ 10 (1987AdZU).
236.0	5608.7+x	55 1	E2		0.334	E $\gamma=235.9$ 10 (1987AdZU). Mult.: from $\alpha(\text{exp})<0.7$. $A_2=0.36$ 6.
249.7	6283.2+x	13 4				
255.4	3586.4+x	52 6	M1		1.17	E $\gamma=255.2$ 10 (1988Fu10). Mult.: from $\alpha(\text{exp})=1.6$ 7. $A_2=0.33$ 12.
269.7	3413.4+x	98 1				E $\gamma=269.3$ 10 (1988Fu10).
271.9	3415.6+x	42 2	M1		0.98	E $\gamma=271.6$ (1987AdZU). Mult.: from $\alpha(\text{exp})=1.4$ 4. $A_2=-0.06$ 5.
315.6	4882.7+x	120 5				E $\gamma=315.5$ 10 (1987AdZU).
323.1	3738.6+x	62 2	E1		0.0300	E $\gamma=323.0$ 10 (1987AdZU). Mult.: from $\alpha(\text{exp})<0.48$. $A_2=-0.15$ 9.
325.3	3738.6+x	8 2				
329.5	4882.7+x	14 3				
336.6	2214.4	42 2	(E1)		0.0274	Mult.: from $\alpha(\text{exp})<0.27$.
352.3	4207.3+x	10 2				
369.1	2246.9	19 2	M2+E3	1.1 2	0.83 9	Mult.: from $\alpha(\text{K})\text{exp}=0.51$ 6, $\alpha(\text{L})\text{exp}=0.19$ 3, $\alpha(\text{M})\text{exp}=0.08$ 2. δ : deduced by evaluator from $\alpha(\text{K})\text{exp}=0.51$ 6.
407.4	3738.6+x	202 2	E1		0.0181	E $\gamma=404.7$ 10 (1987AdZU). Mult.: from $\alpha(\text{K})\text{exp}=0.024$ 5. $A_2=-0.11$ 2.
424.8	6033.5+x	18 4				

Continued on next page (footnotes at end of table)

²⁰⁶Pb(¹³C,4n γ) 1998St24 (continued)

γ (²¹⁵Ra) (continued)

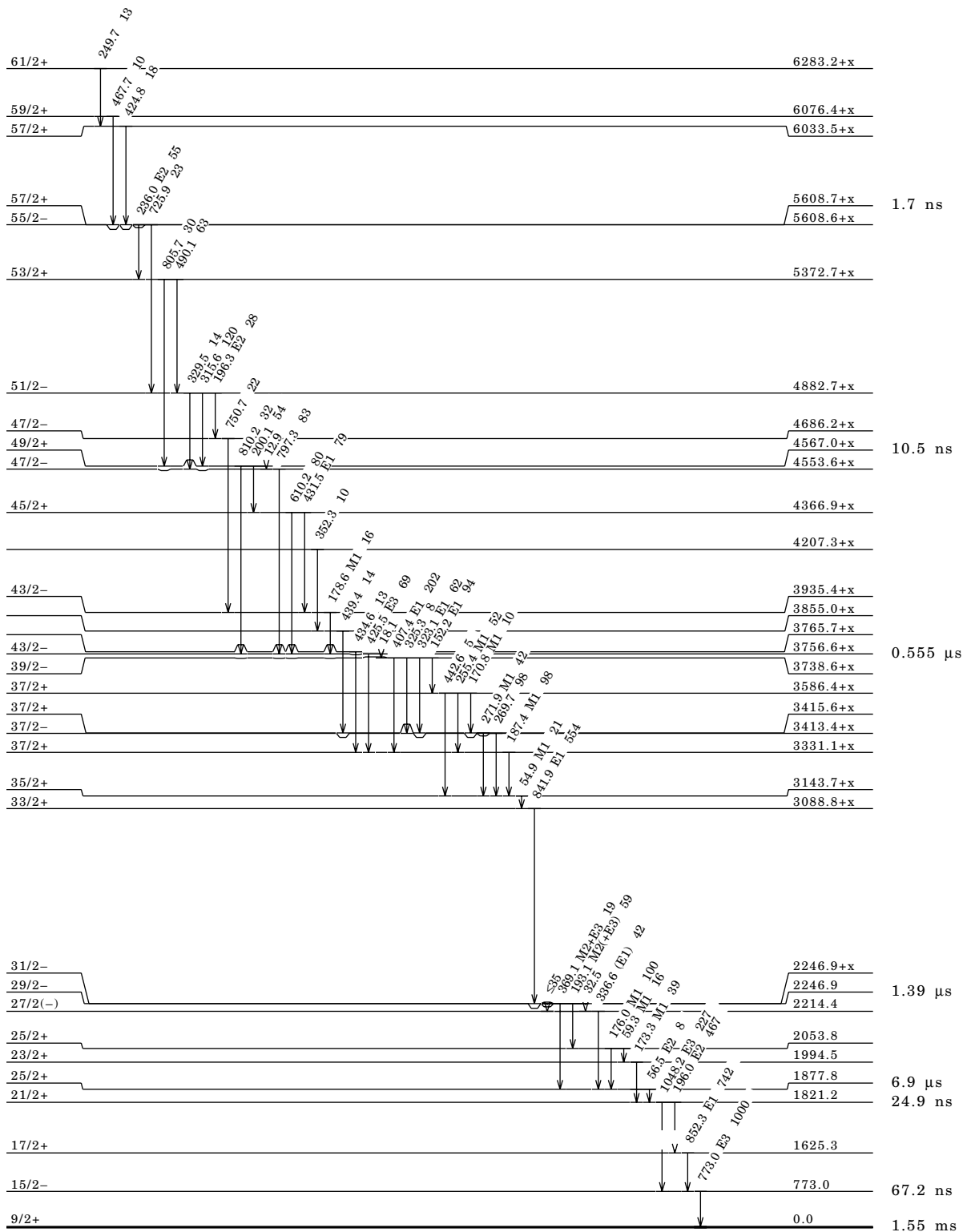
$E\gamma^\dagger$	E(level)	$I\gamma^\dagger$	Mult.	α	Comments
425.5	3756.6+x	69 2	E3	0.246	Mult.: from $\alpha(K)\text{exp}=0.126$ 14, $\alpha(L)\text{exp}=0.08$ 1, $\alpha(M)\text{exp}=0.04$ 1. $A_2=0.20$ 8.
431.5	4366.9+x	79 2	E1	0.0161	$E\gamma=431.6$ 10 (1987AdZU). Mult.: from $\alpha(\text{exp})<0.07$. $A_2=-0.20$ 5.
434.6	3765.7+x	13 2			
439.4	3855.0+x	14 2			
442.6	3586.4+x	5 2			
467.7	6076.4+x	10 2			
490.1	5372.7+x	63 2			$E\gamma=490.2$ 10 (1987AdZU).
610.2	4366.9+x	80 4			$E\gamma=610.0$ 10 (1987AdZU).
725.9	5608.6+x	23 4			
750.7	4686.2+x	22 1			
773.0	773.0	1000	E3	0.0409	$E\gamma=773.2$ 10 (1987AdZU). Mult.: from $\alpha(K)\text{exp}=0.0239$ 7, $\alpha(L)\text{exp}=0.0091$ 3, $\alpha(M)\text{exp}=0.0028$ 2. $A_2=0.12$ 2. Other values: $\alpha(K)\text{exp}=0.0257$ 11, $\alpha(L)\text{exp}=0.0096$ 6, $\alpha(M)\text{exp}=0.0027$ 5 (1989Dr02).
797.3	4553.6+x	83 2			$E\gamma=796.3$ 10 (1987AdZU).
805.7	5372.7+x	30 1			
810.2	4567.0+x	32 1			
841.9	3088.8+x	554 4	E1		$E\gamma=841.8$ 10 (1988Fu10). Mult.: from $\alpha(K)\text{exp}<0.013$. $A_2=-0.21$ 1.
852.3	1625.3	742 5	E1	0.0042 7	$E\gamma=852.4$ 10 (1988Fu10). Mult.: from $\alpha(K)\text{exp}=0.0046$ 4, $\alpha(L)\text{exp}=0.0010$ 2, $\alpha(M)\text{exp}=0.00016$ 11. $A_2=-0.09$ 1.
1048.2	1821.2	227 2	E3	0.0199	$E\gamma=1048.3$ 10 (1988Fu10). Mult.: from $\alpha(K)\text{exp}=0.0127$ 7, $\alpha(L)\text{exp}=0.0059$ 5, $\alpha(M)\text{exp}=0.0037$ 10. $A_2=0.06$ 2.

\dagger From ²⁰⁶Pb(¹³C,4n γ) (1998St24).

$^{206}\text{Pb}(^{13}\text{C},4n\gamma)$ 1998St24 (continued)

Level Scheme

Intensities: relative I_γ



$^{215}_{88}\text{Ra}_{127}$

208Pb(13C,6nγ) 1988Fu10,1983Lo16,1987AdZU

1989Dr02.

²⁰⁶Pb(¹²C,3nγ), ²⁰⁶Pb(¹³C,4nγ), ²⁰⁸Pb(¹²C,5nγ).

1988Fu10: ²⁰⁶Pb(¹²C,3nγ), E=67 MeV, ≥90% enriched ²⁰⁶Pb target. Measured Eγ, Iγ, γγ coin, γ(θ) for 9 angles between θ=80° and 160°, γ-ray linear polarization, γγ(t). Detectors: Ge(Li). Deduced transition multiplicities. Measured level half-lives using a pulsed beam method, and also γγ(t).

1983Lo16: ²⁰⁸Pb(¹³C,6nγ), E=95 MeV, 99% enriched ²⁰⁸Pb target. Measured Eγ, Iγ, γ(θ) for 8 angles between 6° and 158°, γγ coin, γγ(t). Detector: Ge(Li). Deduced transition multiplicities. Measured level half-lives using a pulsed beam method.

1989Dr02: ²⁰⁸Pb(¹²C,5nγ), E=80 MeV, 99% enriched ²⁰⁸Pb target. Measured Eγ, Iγ. Detector: Ge(Li).

1989Dr02: ²⁰⁶Pb(¹³C,4nγ), E=78 MeV, 92% enriched ²⁰⁶Pb target. Measured Eγ, Iγ, Ice, γγ(t). Detectors: Ge(Li) Compton suppression system, Si(Li). Deduced transition conversion coefficients and multiplicities. Measured level half-lives using a pulsed beam method, and γγ(t).

1987AdZU: ²⁰⁶Pb(¹³C,4nγ), E=80 MeV. Measured Eγ, γγ coin, γγ(t). Detector: Ge(Li), high-purity germanium. Measured level half-lives. Measured g-factor by stroboscopic observation of γ-ray perturbed angular distributions.

²¹⁵Ra Levels

E(level) [†]	Jπ [‡]	T _{1/2}	Comments
0.0	(9/2+)	1.59 ms 9	
773 1	(15/2-)	72 ns 3	T _{1/2} : from adopted levels.
1626 1	(17/2+)		
1821 1	(21/2+)	23 ns 5	T _{1/2} : from 1983Lo16.
1878 2	(25/2+)	7.2 μs 2	T _{1/2} : pulsed beam method (1988Fu10). Other value: ≥2 μs, pulsed beam method (1983Lo16).
1994 2			
2054 2			
2247 2			
3088 2			
3275 2			
3358 2			
3427 2			
3682 2			
3737 3		0.59 μs 18	T _{1/2} : pulsed beam method (1987AdZU). g-factor=0.734 7, stroboscopic observation of γ-ray perturbed angular distributions (1987AdZU).
4052 3			
4484 3			
4663 3			
4848 3			
4863 3		≈10 ns	T _{1/2} : from 1987AdZU.
5353 3			
5589 3			

[†] Deduced by evaluator from a least-squares fit to γ-ray energies, using 1 keV uncertainty for γ-ray energies from 1987AdZU. Levels above 1877 keV have been reported by 1987AdZU only.

[‡] From adopted levels.

γ(²¹⁵Ra)

Eγ [†]	E(level)	Iγ [†]	Mult. [§]	α	Comments
(15)	4863				
54.9 [‡] 10	3737				
(56)	1878				
59.1 [‡] 10	2054				
152 [‡] 1	3427				
173.0 10	1994	2 1			Eγ=173.4 (1987AdZU).
175.8 10	2054	5 2			Eγ=175.9 (1987AdZU).
178.6 [‡] 10	4663				
187.4 [‡] 10	3275				
193.2 [‡] 10	2247				
195.9 10	1821	42 12	E2	0.643	Eγ: Eγ=195.1 (1983Lo16); Eγ=196.0 (1987AdZU).
199.9 [‡] 10	4863				
235.9 [‡] 10	5589				
255.2 [‡] 10	3682				
269.3 10	3358	5 2			Eγ=271.6 (1987AdZU).

Continued on next page (footnotes at end of table)

$^{208}\text{Pb}(^{13}\text{C},6n\gamma)$ 1988Fu10,1983Lo16,1987AdZU (continued) $\gamma(^{215}\text{Ra})$ (continued)

$E\gamma^\dagger$	E(level)	$I\gamma^\dagger$	Mult.§	α	Comments
315.5 $\frac{3}{2}$ 10	4052				
323.0 $\frac{3}{2}$ 10	3682				
407.4 $\frac{3}{2}$ 10	3682				
431.6 $\frac{3}{2}$ 10	4484				
490.2 $\frac{3}{2}$ 10	5353				
610.0 $\frac{3}{2}$ 10	4663				
773.2 10	773	100	E3	0.0409	Mult.: $\alpha(\text{K})\text{exp}=0.0257$ 11, $\alpha(\text{L})\text{exp}=0.0096$ 6, and $\alpha(\text{M})\text{exp}=0.00027$ 5 confirm the E3 multipolarity of this transition (1989Dr02). E γ : E γ =771.5 (1983Lo16).
796.3 $\frac{3}{2}$ 10	4848				
841.8 10	3088	18 2			
852.4 10	1626	64 3	E1	0.00427	E γ : E γ =850.1 (1983Lo16).
1048.3 10	1821	18 2	E3	0.0198	

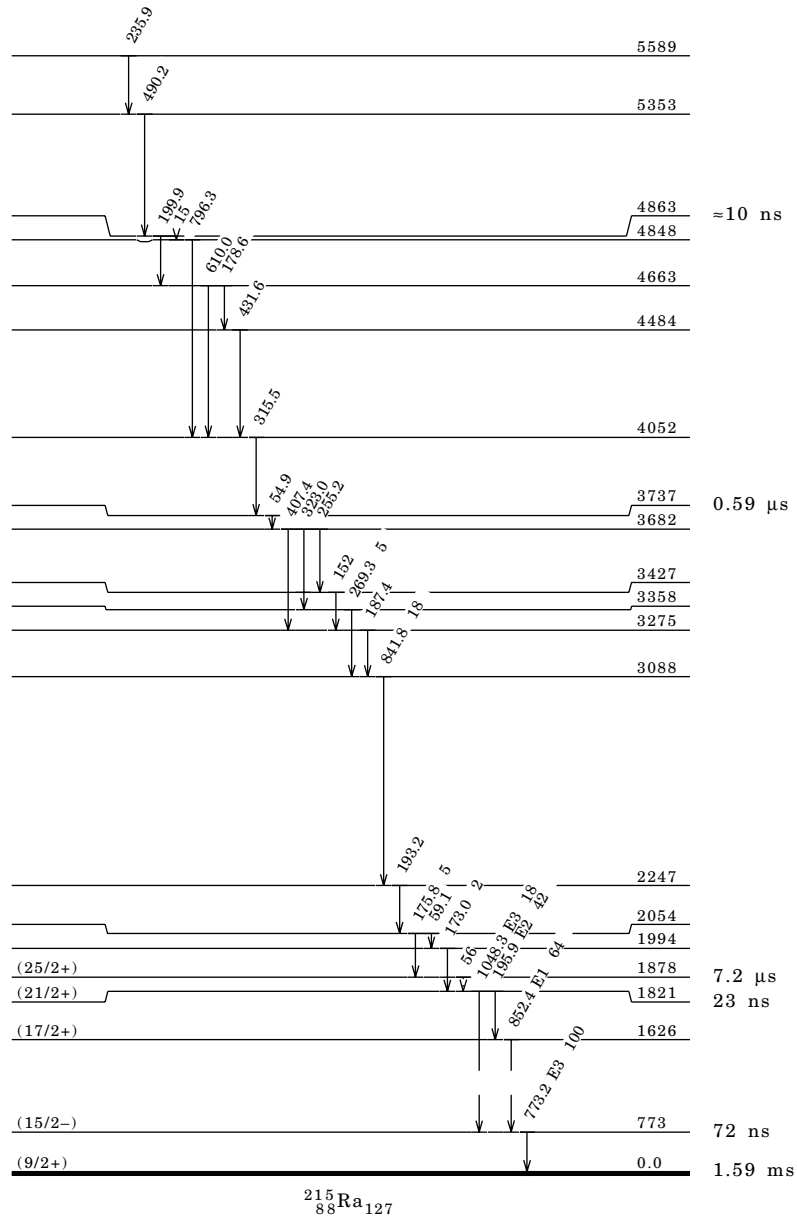
† From 1988Fu10 at E(^{12}C)=67 MeV, unless otherwise specified.

‡ From 1987AdZU.

§ From $\gamma(\theta)$ and γ -ray linear polarization measurements (1983Lo16,1988Fu10).

$^{208}\text{Pb}(^{13}\text{C},6n\gamma)$ 1988Fu10,1983Lo16,1987AdZU (continued)

Level Scheme

Intensities: relative I_γ 

Adopted Levels, Gammas

Q(β⁻)=-4910 80; S(n)=8480 80; S(p)=1360 60; Q(α)=7750 50 1995Au04.

²¹⁵Ac Levels

States in ²¹⁵Ac have been interpreted in terms of the shell model configurations h_{9/2}, f_{7/2}, and i_{13/2} available for the seven protons beyond closed shell (Z=82) (1983De08).

Cross Reference (XREF) Flags

A ²⁰⁴Pb(¹⁵N,4nγ)
B ²¹⁹Pa α Decay

E(level) [§]	Jπ [†]	XREF	T _{1/2} [‡]	Comments
0.0	9/2-	AB	0.17 s 1	T _{1/2} : from 1968Va04. Jπ: favored α decay (HF=1.3) to ²¹¹ Fr (Jπ=9/2-). %α=99.91 2; %ε+%β ⁺ =0.09 2. %α: from 1968Va04.
1317.0 5	13/2-	A		Jπ: 1317γ stretched E2 to 9/2-. configuration: (π 1h _{9/2}) ⁺⁷ .
1621.0 7	17/2-	A	30 ns 10	Jπ: 304γ stretched E2 to 13/2-. configuration: (π 1h _{9/2}) ⁺⁷ . μ=7.82 16.
1796.0 9	21/2-	A	185 ns 30	μ: DPAD (1983De08,1989Ra17). Jπ: 175γ stretched E2 to 17/2-. configuration: (π 1h _{9/2}) ⁺⁷ . μ=9.66 20.
1796.0+x	(23/2-)	A		μ: DPAD (1983De08,1989Ra17). configuration: (π 1h _{9/2} ⁺⁶ , 2f _{7/2} ⁺¹).
2438+x	(29/2+)	A	335 ns 10	Jπ: 642γ stretched E3 to (23/2-). B(E3)(W.u.)=24.7 9 is similar to that of the corresponding E3 transition in ²¹³ Fr, and typical of fast E3 transitions in this region. configuration: (π 1h _{9/2} ⁺⁶ , 1i _{13/2} ⁺¹). μ=15.13 30. μ: DPAD (1983De08,1989Ra17).

[†] Spin and parity and proton configuration assignments are based on the analogy with the corresponding levels in the isotones ²¹¹At and ²¹³Fr, and also on the agreement of experimental g-factors with shell-model predictions (i.e. constant values for h_{9/2} states). Additional arguments are given with individual levels.

[‡] From ²⁰⁴Pb(¹⁵N,4nγ), measured with the DPAD method.

[§] X=50 keV 50, extrapolated from Eγ=511 keV in ²¹¹At, and Eγ=265 keV in ²¹³Fr.

γ(²¹⁵Ac)

E(level)	Eγ [†]	Iγ	Mult. [†]	α	Comments
1317.0	1317.0 5	100	E2	0.00572	
1621.0	304.0 5	100	E2	0.156	B(E2)(W.u.)=0.08 3.
1796.0	175.0 5	100	E2	1.04	B(E2)(W.u.)=0.119 20.
2438+x	642.0 5	100	E3	0.0711	B(E3)(W.u.)=27.4 9. B(E3)(W.u.)=27.4 9 is similar to that of the corresponding E3 transition in ²¹³ Fr, and typical of fast E3 transitions in this region. The strength enhancement of such transitions is due to the coupling with octupole vibrations in the even core nucleus.

[†] From ²⁰⁴Pb(¹⁵N,4nγ).

²¹⁹Pa α Decay 1987FaZS

Parent ²¹⁹Pa: E=0.0; Jπ=9/2-; T_{1/2}=53 ns 10; Q(g.s.)=10080 50; %α decay=100.
²¹⁹Pa was produced by ²⁰⁴Pb(¹⁹F,4n), E=100 MeV. Assignment of this activity to ²¹⁹Pa is based on excitation functions, and on the systematics of α-particle energies and half-lives for other protactinium isotopes. Measured Eα. Detector: annular system of gas detectors.

²¹⁵Ac Levels

E(level)	Jπ	T _{1/2}
0.0	9/2-	0.17 s 1

α radiations

Eα	E(level)	Iα [†]	HF	Comments
9900 50	0.0	100	=1.0	HF: using r ₀ (²¹⁵ Ac)=1.52, average of r ₀ (²¹⁴ Ra)=1.554, r ₀ (²¹⁶ Ra)=1.566, r ₀ (²¹⁴ Th)=1.46, and r ₀ (²¹⁶ Th)=1.50 (1998Ak04).

[†] For α intensity per 100 decays, multiply by =1.00.

²⁰⁴Pb(¹⁵N,4nγ) 1983De08

Target: 99.7% enriched ²⁰⁴Pb, E(¹⁵N)=84 MeV. Measured Eγ, Iγ, γγ coin. Measured γ-ray differential perturbed angular distributions (DPAD), level half-lives, and g-factors. Measured γ rays in coincidence with delayed α particles. Deduced transition multipolarities. Detectors: Ge(Li), high-purity germanium, semi.

²¹⁵Ac Levels

E(level) [†]	Jπ [‡]	T _{1/2} [§]	Comments
0.0	9/2-	0.17 s 1	T _{1/2} : from adopted levels.
1317.0 5	13/2-		
1621.0 7	17/2-	30 ns 10	g-factor=0.91 1, uncorrected for diagnetism and Knight shift.
1796.0 9	21/2-	185 ns 30	g-factor=0.91 1, uncorrected for diagnetism and Knight shift.
1796.0+x	(23/2-)		X=50 50, extrapolated from Eγ=511 keV in ²¹¹ At, and Eγ=265 keV in ²¹³ Fr.
2438+x	(29/2+)	335 ns 10	g-factor=1.033 10, uncorrected for diagnetism and Knight shift.

[†] From γ-ray energies. X=50 keV 50, extrapolated from Eγ=511 keV in ²¹¹At, and Eγ=265 keV in ²¹³Fr.

[‡] From adopted levels.

[§] From DPAD measurements.

γ(²¹⁵Ac)

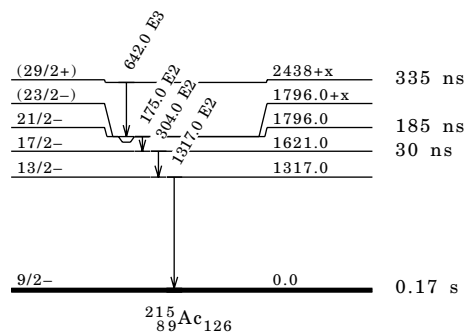
The assignment of γ rays to ²¹⁵Ac was based on the measurement of coincident Ac x rays, of delayed α particles (from ²¹⁵Ac and ²¹⁶Ac, with a ratio of 2:1), and on the level systematics of analogous levels in the lighter isotones ²¹¹At and ²¹³Fr.

Eγ	E(level)	Mult. [†]	α
175.0 5	1796.0	E2	1.04
304.0 5	1621.0	E2	0.156
642.0 5	2438+x	E3	0.0711
1317.0 5	1317.0	E2	0.00572

[†] From measured A₂ angular distribution coefficients, and comparison with the corresponding transitions in ²¹¹At and ²¹³Fr. All multipolarities are stretched.

$^{204}\text{Pb}(^{15}\text{N},4n\gamma)$ 1983De08 (continued)

Level Scheme



Adopted Levels

Q(β⁻)=-6870 140; S(n)=7820 SY; S(p)=2790 90; Q(α)=7666 6 1995Au04.

Q(α): from Eα=7524 8 to g.s. of ²¹¹Ra (1968Va18).

1968Va18: activity was produced by ²⁰⁶Pb(¹⁶O,7n), E=90-160 MeV, and identified by excitation functions, genetic relationship to daughter nuclei, and by the agreement with α-particle energy decay systematics.

2000He17: activity was produced by ¹⁷⁰Er(⁵¹V,p5n), E=214-286 MeV, and separated from the beam with a velocity filter. The activity was identified by excitation functions, and by its genetic relationship to daughter nuclei.

Measured Eα, αγ coin. Detectors: germanium, semi.

²¹⁵Th Levels

Cross Reference (XREF) Flags

A ²¹⁹U α Decay

E(level)	Jπ	XREF	T _{1/2}	Comments
0.0	(1/2-)	A	1.2 s 2	T _{1/2} : from 1968Va18. Jπ: from α-decay systematics of N=125, Jπ=1/2- isotones ²⁰⁹ Po, ²¹¹ Rn, and ²¹³ Ra. These nuclei strongly populate a 5/2- g.s., and, 1/2- and 3/2- excited states. The hindrance factors for ²¹⁵ Th α decay are: 7.0 (5/2-), 2.0 (1/2-), and 7.8 (3/2-), using r ₀ (²¹¹ Ra)=1.479, from adjacent even-even nuclei. configuration: expected shell-model configuration for the odd proton is p1/2. %α=100. No ε decay observed (lim 1.5%) (1968Va18).

²¹⁹U α Decay 1993An07,1994Ye08,1994AnZY

Parent ²¹⁹U: E=0.0; Jπ=?; T_{1/2}=42 μs +34-13; Q(g.s.)=9860 50; %α decay=100.

²¹⁵Th Levels

E(level)	Jπ [†]	T _{1/2} [†]
0.0	(1/2-)	1.2 s 2

[†] From adopted levels.

α radiations

Eα	E(level)	Iα [†]
9680 40	0.0	100

[†] For α intensity per 100 decays, multiply by 1.0.

Adopted Levels

$Q(\beta^-)=9600$ 180; $S(p)=170$ SY; $Q(\alpha)=8240$ 50 1995Au04.

1979Sc09: ^{215}Pa activity was produced by $^{181}\text{Ta}(^{40}\text{Ar},6n)$, $E=165\text{--}202$ MeV, and separated from the beam with a velocity filter. The activity was identified by excitation functions, and by its genetic relationship to daughter nuclei.

Measured $E\alpha$. Detector: semi.

2000He17: ^{215}Pa activity was produced by $^{170}\text{Er}(^{51}\text{V},6n)$, $E=214\text{--}286$ MeV, separated from the beam with a velocity filter, and implanted into a 16-strip semiconductor detector. The activity was identified by its genetic relationship to daughter nuclei. Measured $E\alpha$, half-life.

 ^{215}Pa Levels

E(level)	$T_{1/2}$	Comments
0.0	14 ms 2	$T_{1/2}$: from 2000He17. Other value: 14 ms +20-3 (1979Sc09). % $\alpha=100$. % $\varepsilon+\beta^+<6\%$ (1997Mo25).

REFERENCES FOR A ' s = 215 , 219 , 223 , 227 , 231

- 1939Pe01 M.Perey - Compt.Rend. 208, 97 (1939)
 1939Pe02 M.Perey - J.Phys.Radium 10, 435 (1939)
 1942Wa04 A.G.Ward - Proc.Roy.Soc.(London) 181A, 183 (1942)
 1944Ka01 B.Karlik, T.Bernert - Z.Physik 123, 51 (1944)
 1944Ka02 B.Karlik, T.Bernert - Naturwissenschaften 32, 44 (1944)
 1949Os01 D.W.Osborne, R.C.Thompson, Q.Van Winkle - NNS 14B, 1397 (1949)
 1949Pe03 S.Peterson, A.Ghiorso - NNS 14B, 1395 (1949)
 1949Va02 Q.Van Winkle, R.G.Larson, L.I.Katzin - J.Am.Chem.Soc. 71, 2585 (1949)
 1950Av61 P.Avignon - J.Phys.Radium 11, 521 (1950)
 1950Cr28 W.W.T.Crane, I.Perlman - Priv.Comm., quoted by 1967Le24 unpublished (1950)
 1950Ho79 J.M.Hollander, R.F.Leininger - Phys.Rev. 80, 915 (1950)
 1950Le13 M.Lecoin, M.Perey, M.Riou, J.Teillac - J.Phys.Radium 11, 227 (1950)
 1950Ma14 L.B.Magnusson, S.G.Thompson, G.T.Seaborg - Phys.Rev. 78, 363 (1950)
 1951Me10 W.W.Meinke, A.Ghiorso, G.T.Seaborg - Phys.Rev. 81, 782 (1951)
 1951To19 F.S.Tomkins, M.Fred, W.F.Meggers - Phys.Rev. 84, 168 (1951)
 1952Me13 W.W.Meinke, A.Ghiorso, G.T.Seaborg - Phys.Rev. 85, 429 (1952)
 1952Or03 D.A.Orth - Thesis, Univ.California (1952); UCRL-1059 (Rev.) (1952)
 1952Se67 E.Segre - Phys.Rev. 86, 21 (1952)
 1953Bu63 J.P.Butler, J.S.Adam - Phys.Rev. 91, 1219 (1953)
 1953Cr67 W.W.T.Crane - Priv.Comm., quoted by 1958St50 unpublished (1953)
 1953Hy83 E.K.Hyde, A.Ghiorso - Phys.Rev. 90, 267 (1953)
 1954Ha60 G.R.Hagee, M.L.Curtis, G.R.Grove - Phys.Rev. 96, 817A (1954)
 1954Hy26 E.K.Hyde - Phys.Rev. 94, 1221 (1954)
 1955Ad09 M.Ader - Compt.Rend. 240, 2138 (1955)
 1955Ad10 J.P.Adloff - Compt.Rend. 240, 1421 (1955)
 1955Fr25 M.Frille, S.Rosenblum, M.Valadares, G.Bouissieres - J.Phys.Radium 16, 378 (1955)
 1955Fr26 M.Fred, F.S.Tomkins, W.F.Meggers - Phys.Rev. 98, 1514 (1955); Erratum Phys.Rev. 111, 1747 (1958)
 1955To07 J.Tobailem - J.Phys.Radium 16, 48 (1955)
 1956Ma01 C.W.Malich - Bull.Am.Phys.Soc. 1, No.1, 43, K12 (1956)
 1956Pe27 M.Perey, J.P.Adloff - J.Phys.Radium 17, 545 (1956)
 1956Sh43 N.S.Shimanskaya, E.A.Yashugina - At.Energ. 1, 133 (1956); J.Nuclear Energy 5, 161 (1957)
 1957Pa07 H.Paul, H.Warhanek - Helv.Phys.Acta 30, 272 (1957)
 1957Pi31 R.C.Pilger, Jr. - Thesis, Univ.California (1957); UCRL-3877 (1957)
 1957Th10 T.D.Thomas, R.Vandenbosch, R.A.Glass, G.T.Seaborg - Phys.Rev. 106, 1228 (1957)
 1958Ca19 M.J.Cabell - Can.J.Phys. 36, 989 (1958)
 1958Fi10 I.I.Filimonov, B.V.Pshenichnikov - Zhur.Eksp.I. Teoret.Fiz. 35, 548 (1958); Soviet Phys.JETP 8, 378 (1959)
 1958Hi78 M.W.Hill - Thesis, Univ.California (1958); UCRL-8423 (1958)
 1958St50 D.Strominger, J.M.Hollander, G.T.Seaborg - Revs.Modern Phys. 30, 585 (1958)
 1958To25 P.A.Tove - Arkiv Fysik 13, 549 (1958)
 1958Va29 H.Vartapetian - Compt.Rend. 246, 1680 (1958)
 1959No41 G.I.Novikova, E.A.Volkova, L.I.Goldin, D.M.Ziv, E.F.Tretyakov - Zh.Eksp.Teor.Fiz. 37, 928 (1959); Sov.Phys.JETP 10, 663 (1960)
 1959Ro51 J.Robert - Ann.Phys.(Paris) 4, 89 (1959)
 1959St49 D.Strominger - Phys.Rev. 114, 502 (1959)
 1960As02 F.Asaro, F.S.Stephens, J.M.Hollander, I.Perlman - Phys.Rev. 117, 492 (1960)
 1960Gi03 J.E.Gindler, D.W.Engelkemeir - Phys.Rev. 119, 1645 (1960)
 1960Pe13 G.Y.Petit - J.Phys.Radium 21, 447 (1960)
 1960Ta19 K.Takahashi, H.Morinaga - Nuclear Phys. 21, 133 (1960)
 1960Wa16 G.Walter, A.Coche - J.Phys.Radium 21, 477 (1960)
 1961Ba42 S.A.Baranov, V.M.Kulakov, P.S.Samoilov, A.G.Zelenkov, Yu.F.Rodionov, S.V.Pirozhkov - Zhur.Eksp.I. Teoret.Fiz. 41, 1475 (1961); Soviet Phys.JETP 14, 1053 (1962)
 1961Be28 A.V.Bellido - J.Inorg.Nuclear Chem. 19, 197 (1961)
 1961Br32 F.Braganca Gil, G.Y.Petit - J.Phys.Radium 22, 680 (1961)
 1961Br44 F.Braganca Gil, R.Foucher, G.Y.Petit - J.Phys.Radium 22, 289 (1961)
 1961Fo08 R.Foucher - Thesis, University of Paris (1961)
 1961Gr43 R.D.Griffioen, R.D.Macfarlane - UCRL-10023, p.50 (1961)
 1961Ho29 J.M.Hollander, F.S.Stephens, F.Asaro, I.Perlman - Priv.Comm., quoted by 1964Hy02 unpublished (1961)
 1961Ki05 H.W.Kirby - J.Inorg.Nuclear Chem. 18, 8 (1961)
 1961Ro14 H.Rodenbusch, G.Herrmann - Z.Naturforsch 16a, 577 (1961)
 1961Ry02 A.Rytz - Helv.Phys.Acta 34, 240 (1961)
 1961Vo06 Yu.M.Volkov, A.P.Komar, G.A.Korolev, G.E.Kocharov - Izvest.Akad.Nauk SSSR, Ser.Fiz. 25, 1188 (1961); Columbia Tech.Transl. 25, 1193 (1962)
 1962Gi04 M.Giannini, D.Proserpi, S.Sciuti - Nuovo Cimento 25, 1314 (1962)
 1962Gr20 R.D.Griffioen, R.D.Macfarlane - Bull.Am.Phys.Soc. 7, No.8, 541, K5 (1962)
 1962Pi06 R.C.Pilger, F.S.Stephens, F.Asaro, I.Perlman - Priv.Comm., quoted by 1964Hy02 unpublished (1962)
 1962Wa18 R.J.Walen, V.Nedovesov, G.Bastin-Scoffier - Nuclear Phys. 35, 232 (1962)
 1963Ab04 H.Abou-Leila, R.Foucher, A.G.De Pinho, N.Perrin, M.Valadares - J.Phys. 24, 857 (1963)
 1963Ei10 J.F.Eichelberger, G.R.Grove, L.V.Jones, E.A.Rembold - MLM-1155, p.12 (1963)

NUCLEAR DATA SHEETS

REFERENCES FOR A's=215, 219, 223, 227, 231 (CONTINUED)

- 1963Su10 V.B.Subrahmanyam - Thesis, Univ.California (1963); UCRL-11082 (1963)
 1964Ba33 G.Bastin-Scoffier, C.F.Leang, R.J.Walen - Compt.Rend. 258, 6397 (1964)
 1964Bu02 F.D.S.Butement, V.J.Robinson - J.Inorg.Nucl.Chem. 26, 1 (1964)
 1964Hy02 E.K.Hyde, I.Perlman, G.T.Seaborg - The Nuclear Properties of the Heavy Elements, Vol.II, Prentice-Hall, Inc., Englewood Cliffs, N.J. (1964)
 1964Su04 V.Subrahmanyam, D.F.Mosier, F.Asaro, I.Perlman - UCRL-11213, p.19(1964)
 1964Wa19 A.H.Wapstra - Nucl.Phys. 57, 48 (1964)
 1964Yt01 C.Ythier, G.Mazzone, P.W.F.Louwrier - Physica 30, 2143 (1964)
 1965Br23 C.Briancon - Compt.Rend. 260, 5764 (1965)
 1965Cl05 S.Cluzeau - Thesis, University of Bordeaux (1965)
 1965Co22 S.G.Cohen, D.Murnick, W.C.Schick - MIT-2098-251, p.50 (1965)
 1965Ki05 H.W.Kirby, K.C.Jordan, J.Z.Braun, M.L.Curtis, M.L.Salutsky - J.Inorg.Nucl.Chem. 27, 1881 (1965)
 1965Nu03 M.Nurmia, D.Giessing, W.Sievers, L.Varga - Ann.Acad.Sci.Fennicae, Ser.A VI, No.167 (1965)
 1965PoZZ J.K.Poggenburg,Jr. - Thesis, Univ.California (1965); UCRL-16187 (1965)
 1965Tr02 J.Treherne, C.Vieu - Compt.Rend. 261, 3100 (1965)
 1965Va10 K.Valli, J.Aaltonen, G.Graeffe, M.Nurmia - Ann.Acad.Sci.Fenn., Ser.A VI, No.184 (1965)
 1966Ba14 G.Bastin, C.F.Leang, R.J.Walen - Compt.Rend. 262B, 89 (1966)
 1966Ba19 G.Bastin, C.-F.Leang, R.J.Walen - Compt.Rend. 262B, 370 (1966)
 1966Ba29 E.Bashandy, S.G.Hanna - Nucl.Phys. 84, 577 (1966)
 1966Fr07 M.Frilley - Priv.Comm. (1966); quoted by 67Vi04 unpublished (1966)
 1966Gr07 G.Graeffe, P.Kauranen - J.Inorg.Nucl.Chem. 28, 933 (1966)
 1966Hu20 J.B.Hursh - J.Inorg.Nucl.Chem. 28, 2771 (1966)
 1966Ku13 V.I.Kuznetsov, N.K.Skobelev, G.N.Flerov - Yad.Fiz. 4, 279 (1966); Soviet J.Nucl.Phys. 4, 202 (1967)
 1966La10 R.C.Lange, G.R.Hagee - MLM-1337J (1966)
 1966Po02 P.Polak, A.H.Wapstra, C.Ythier - Priv.Comm. (1966)
 1967Da20 J.Dalmasso, H.Maria - Compt.Rend. 265B, 822 (1967)
 1967JoZZ K.C.Jordan, B.C.Blanke - Proc.Symp.Standardization of Radionuclides, Vienna, Austria (1966), Intern.At.Energy Agency, Vienna, p.567 (1967); CONF-661012-4 (1967)
 1967Le05 J.Letessier, D.Bertault, S.Cluzeau, G.Y.Petit - Nucl.Phys. A96, 689(1967)
 1967Le24 C.M.Lederer, J.M.Hollander, I.Perlman - Table of Isotopes, Sixth Edition, John Wiley and Sons, Inc., New York (1967)
 1967Li17 K.H.Lieser, E.Kluge - Radiochim.Acta 7, 3 (1967)
 1967Ma19 H.Maria, C.Ythier, P.Polak, A.H.Wapstra - Physica 34, 571 (1967)
 1967Po05 M.Poulet, A.Michalowicz, K.Kuroda, D.Cronenberger - Nucl.Phys. A99, 442(1967)
 1967Vi04 C.Vieu, C.Briancon, G.Bastin, F.C.Leang, J.Treherne, R.J.Walen - Izv.Akad.Nauk SSSR, Ser.Fiz. 31, 85 (1967); Bull.Acad.Sci.USSR, Phys.Ser. 31, 90 (1967)
 1968Ba25 S.A.Baranov, V.M.Kulakov, V.M.Shatinskii - Yadern.Fiz. 7, 727 (1968); Soviet J.Nucl.Phys. 7, 442 (1968)
 1968Ba73 G.Bastin, C.F.Leang, R.J.Walen - J.Phys.(Paris), Suppl.No.1, Colloq.C1-181 (1968)
 1968Br04 D.Brown, S.N.Dixon, K.M.Glover, F.J.G.Rogers - J.Inorg.Nucl.Chem. 30, 19(1968)
 1968Br17 C.Briancon, C.F.Leang, R.Walen - Compt.Rend. 266B, 1533 (1968)
 1968Br30 C.Briancon, C.Vieu - Compt.Rend. 267B, 651(1968)
 1968Br37 C.Briancon, C.F.Leang - J.Phys.(Paris), Suppl.No.1, Colloq.C1-184 (1968)
 1968Da10 W.F.Davidson, R.D.Connor - Nucl.Phys. A116, 342(1968)
 1968Gr07 J.Graff, G.Chouraqui, M.Port, J.M.Thirion, S.Jang, T.Muller - J.Phys.(Paris) 29, 141 (1968)
 1968Ha22 G.R.Hagee, R.C.Lange, A.G.Barnett, A.R.Campbell, C.R.Cothren, D.F.Griffing, H.J.Hennecke - Nucl.Phys. A115, 157(1968)
 1968Va04 K.Valli, W.J.Treytl, E.K.Hyde - Phys.Rev. 167, 1094 (1968)
 1968Va18 K.Valli, E.K.Hyde - Phys.Rev. 176, 1377 (1968)
 1968Wa09 R.Walen, C.-F.Leang - Compt.Rend. 266B, 734 (1968)
 1969Ba20 A.G.Barnett, A.R.Campbell, G.R.Hagee - J.Inorg.Nucl.Chem. 31, 1553 (1969)
 1969Be67 D.Bertault, M.Vidal, G.Y.Petit - J.Phys.(Paris) 30, 909 (1969)
 1969BoZF J.D.Bowman - Priv.Comm. (1969); Quoted by 74Ri01
 1969Br27 C.Briancon, R.Walen - J.Phys.(Paris) 30, 753 (1969)
 1969E103 T.W.Elze, T.v.Egidy, J.R.Huizenga - Nucl.Phys. A128, 564 (1969)
 1969Ha32 R.L.Hahn, M.F.Roche, K.S.Toth - Phys.Rev. 182, 1329 (1969)
 1969La04 R.C.Lange, G.R.Hagee - Nucl.Phys. A124, 412(1969)
 1969LeZW C.-F.Leang - Thesis, Univ.Paris (1969)
 1969Pe17 A.Peghaire - Nucl.Instr.Methods 75, 66 (1969)
 1969Ro33 J.Robert, C.F.Miranda, R.Muxart - Radiochim.Acta 11, 104 (1969)
 1970Bo13 J.Borggreen, K.Valli, E.K.Hyde - Phys.Rev. C2, 1841 (1970)
 1970Bo31 J.S.Boyno, T.W.Elze, J.R.Huizenga - Nucl.Phys. A157, 263 (1970)
 1970Da08 W.F.Davidson, R.D.Connor - Nucl.Phys. A149, 363 (1970)
 1970Da09 W.F.Davidson, R.D.Connor - Nucl.Phys. A149, 385 (1970)
 1970De19 A.G.de Pinho, E.F.da Silveira, N.L.da Costa - Phys.Rev. C2, 572 (1970)
 1970Ge02 W.Gelletly, J.S.Geiger, J.S.Merritt - Can.J.Phys. 48, 993 (1970)
 1970Ki12 H.W.Kirby - J.Inorg.Nucl.Chem. 32, 2823 (1970)
 1970Ko05 A.P.Komar, A.A.Vorobiev, Y.K.Zalite, G.A.Korolev - Dokl.Akad.Nauk.SSSR 191, 61 (1970); Sov.Phys.Dokl. 15, 244 (1970)
 1970Ko34 G.A.Korolev, A.A.Vorobev, Y.K.Zalite - Izv.Akad.Nauk SSSR, Ser.Fiz. 34, 2113 (1970); Bull.Acad.Sci. USSR, Phys.Ser. 34, 1884 (1971)

NUCLEAR DATA SHEETS

REFERENCES FOR A's=215, 219, 223, 227, 231 (CONTINUED)

- 1970Kr01 K.Krien, C.Gunther, J.D.Bowman, B.Klemme - Nucl.Phys. A141, 75 (1970)
- 1970Kr08 K.Krien, M.J.Canty, P.Herzog - Nucl.Phys. A157, 456 (1970)
- 1970Le11 C.F.Leang - J.Phys. (Paris) 31, 269 (1970)
- 1970Le13 M.Levanoni, F.C.Zawislak - Phys.Rev. C2, 672 (1970)
- 1970To08 H.Ton, W.Beens, S.Roodbergen, J.Blok - Nucl.Phys. A155, 235 (1970)
- 1970Va13 K.Valli, E.K.Hyde, J.Borggreen - Phys.Rev. C1, 2115 (1970)
- 1971Ar48 A.Artna-Cohen - Nucl.Data Sheets B6, 287 (1971)
- 1971Ar49 A.Artna-Cohen - Nucl.Data Sheets B6, 225 (1971)
- 1971Br27 T.H.Braid, R.R.Chasman, J.R.Erskine, A.M.Friedman - Phys.Rev. C4, 247 (1971)
- 1971Br28 C.Briancon, C.Vieu - J.Phys.(Paris) 32, 373 (1971)
- 1971Br29 C.Briancon, R.Walen - J.Phys.(Paris) 32, 381 (1971)
- 1971Er02 A.Erlik, J.Felsteiner, H.Lindeman, M.Tatcher - Nucl.Instrum.Methods 92, 45 (1971)
- 1971Gr17 B.Grennberg, A.Rytz - Metrologia 7, 65 (1971)
- 1971Ko37 G.A.Korolev, A.A.Vorobyov, Y.K.Zalite - Nucl.Instrum.Methods 97, 323 (1971)
- 1971Ko48 K.Kobayashi, T.Hashimoto, I.Kimura - J.Nucl.Sci.Technol. 8, 492 (1971)
- 1971KrZH L.A.Kroger, C.W.Reich, J.E.Cline - ANCR-1016, p.75 (1971)
- 1971Le10 C.F.Leang - J.Phys.(Paris) 32, 95 (1971)
- 1971Lo15 W.Lourens, B.O.Ten Brink, A.H.Wapstra - Nucl.Phys. A171, 337 (1971)
- 1972E121 Y.A.Ellis, M.R.Schmorak - Nucl.Data Sheets B8, 345 (1972)
- 1972Er03 J.R.Erskine - Phys.Rev. C5, 959 (1972)
- 1972Ga39 R.K.Garg, S.D.Chauhan, S.Sanyal, S.C.Pancholi, S.L.Gupta, N.K.Saha - Z.Phys. 257, 124 (1972)
- 1972GaZA R.Gaeta, J.A.Gonzalez, L.Gonzalez, C.Roldan - JEN-257 (1972)
- 1972Gr19 T.Grotdal, J.Limstrand, K.Nybo, K.Skar, T.F.Thorsteinsen - Nucl.Phys. A189, 592 (1972)
- 1972He18 W.H.A.Hesselink, A.H.Wapstra, J.G.Kromme, E.J.Haighton, M.Van Kampen, W.Hutjes, K.E.M.Dijkman - Nucl.Phys. A191, 283 (1972)
- 1972HeYM W.H.A.Hesselink - NP-19781 (1972)
- 1972Sc44 W.-D.Schmidt-Ott, J.C.McGeorge, R.W.Fink - Z.Phys. 255, 161 (1972)
- 1973Br12 E.Browne, F.Asaro - Phys.Rev. C7, 2545 (1973)
- 1973Ch24 K.Chayawattanangkur, G.Herrmann, N.Trautmann - J.Inorg.Nucl.Chem. 35, 3061 (1973)
- 1973Ha32 O.Hausser, W.Witthuhn, T.K.Alexander, A.B.McDonald, J.C.D.Milton, A.Olin - Phys.Rev.Lett. 31, 323 (1973)
- 1973HaZO O.Hausser, W.Witthuhn, T.K.Alexander, A.B.McDonald, J.C.D.Milton, A.Olin, S.J.Skorca - AECL-4595, p.19 (1973)
- 1973Ja06 U.Jager, H.Munzel, G.Pfennig - Z.Phys. 258, 337 (1973)
- 1973Ta30 K.Takahashi, M.Yamada, T.Kondoh - At.Data Nucl.Data Tables 12, 101 (1973)
- 1973Te06 W.Teoh - Nucl.Instrum.Methods 109, 509 (1973)
- 1973We08 R.Weiss-Reuter, H.Munzel, G.Pfennig - J.Inorg.Nucl.Chem. 35, 2145 (1973)
- 1974Bo11 J.D.Bowman, L.Ley, B.Richter - Nucl.Phys. A220, 367 (1974)
- 1974De11 A.G.de Pinho, L.T.Auler, A.G.da Silva - Phys.Rev. C9, 2056 (1974)
- 1974HeYW R.L.Heath - ANCR-1000-2 (1974)
- 1974Mo05 M.Monsecour, P.De Regge, A.Demildt, L.H.Baetsle - J.Inorg.Nucl.Chem. 36, 719 (1974)
- 1974No02 T.Nomura, K.Hiruta, M.Yoshie, O.Hashimoto - Phys.Rev. C9, 1168 (1974)
- 1974Ri01 B.Richter, V.Martini, W.-D.Schneider, L.Ley, V.Schoner - Nucl.Instrum.Methods 115, 401 (1974)
- 1974Ri05 B.Richter, M.J.Canty, L.Ley, M.V.Banaschik, A.Neskakis - Nucl.Phys. A223, 234 (1974)
- 1974Te03 W.Teoh, R.D.Connor, R.H.Betts - Nucl.Phys. A228, 432 (1974)
- 1975Er01 J.R.Erskine, G.Kyle, R.R.Chasman, A.M.Friedman - Phys.Rev. C11, 561 (1975)
- 1975Ho14 P.Hornshoj, P.Tidemand-Petersson, R.Kaczarowski, B.Kotlinska, J.Zylicz - Nucl.Phys. A248, 406 (1975)
- 1975Ra03 H.L.Ravn, S.Sundell, E.Roestgaard, E.Roeckl - J.Inorg.Nucl.Chem. 37, 383 (1975)
- 1975Va11 E.Vano, R.Gaeta, L.Gonzalez, C.F.Liang - Nucl.Phys. A251, 225 (1975)
- 1975VyZS Ts.Vylvov, V.M.Gorozhankin, N.A.Golovkov, Yu.V.Norseev, V.G.Chumin, B.S.Dzhelepov, R.B.Ivanov, M.A.Mikhailova - Proc.Symp.Nucl.Spectrosc.Nucl.Theory, 14th, Dubna, JINR-D6-8846, p.150 (1975)
- 1975We23 L.Westgaard, K.Aleklett, G.Nyman, E.Roeckl - Z.Phys. A275, 127 (1975)
- 1976B113 K.Blaton-Albicka, B.Kotlinska-Filipek, M.Matul, K.Stryczniewicz, M.Nowicki, E.Ruchowska-Lukasiak - Nukleonika 21, 935 (1976)
- 1976Bo50 G.L.Borchert - Z.Naturforsch. 31a, 102 (1976)
- 1976Li13 C.F.Liang, A.Peghaire - Nucl.Instrum.Methods 134, 553 (1976)
- 1976MaZW M.J.Martin - ORNL-5114 (1976)
- 1976SoZT L.P.Somerville, M.J.Nurmia, A.Ghiorso - LBL-5075, p.39 (1976)
- 1977Ba48 W.Bambynek, H.Behrens, M.H.Chen, B.Crasemann, M.L.Fitzpatrick, K.W.D.Ledingham, H.Genz, M.Mutterer, R.L.Intemann - Rev.Mod.Phys. 49, 77 (1977); Erratum Rev.Mod.Phys. 49, 961 (1977)
- 1977Ba72 S.A.Baranov, V.M.Shatinskii, A.G.Zelenkov, V.A.Pchelin - Yad.Fiz. 26, 921 (1977); Sov.J.Nucl.Phys. 26, 486 (1977)
- 1977Ch27 R.R.Chasman, I.Ahmad, A.M.Friedman, J.R.Erskine - Rev.Mod.Phys. 49, 833 (1977)
- 1977Ma30 C.Maples - Nucl.Data Sheets 22, 223 (1977)
- 1977Ma31 C.Maples - Nucl.Data Sheets 22, 243 (1977)
- 1977Ma32 C.Maples - Nucl.Data Sheets 22, 275 (1977)
- 1977MyZZ W.D.Myers - Droplet Model of Atomic Nuclei, IFI/Plenum Data Company, New York (1977)
- 1977Th04 R.C.Thompson, W.Wilcke, J.R.Huizenga, W.K.Hensley, D.G.Perry - Phys.Rev. C15, 2019 (1977)
- 1977Wi07 W.Wilcke, W.Feix, T.W.Elze, J.R.Huizenga, R.C.Thompson, R.M.Dreizler - Nucl.Phys. A286, 297 (1977)
- 1978Ke02 E.G.Kessler, Jr., R.D.Deslattes, A.Henins, W.C.Sauder - Phys.Rev.Lett. 40, 171 (1978)
- 1978Ro21 F.Rosel, H.M.Friess, K.Alder, H.C.Pauli - At.Data Nucl.Data Tables 21, 291 (1978)

NUCLEAR DATA SHEETS

REFERENCES FOR A's=215, 219, 223, 227, 231 (CONTINUED)

- 1979Bo30 H.G.Borner, G.Barreau, W.F.Davidson, P.Jeuch, T.von Egidy, J.Almeida, D.H.White - Nucl.Instrum.Methods 166, 251 (1979)
- 1979Sc09 K.-H.Schmidt, W.Faust, G.Munzenberg, H.-G.Clerc, W.Lang, K.Pielenz, D.Vermeulen, H.Wohlfarth, H.Ewald, K.Guttner - Nucl.Phys. A318, 253 (1979)
- 1979Te02 W.Teoh, R.D.Connor, R.H.Betts - Nucl.Phys. A319, 122 (1979)
- 1980Ry04 M.Rysavy, O.Dragoun - Comput.Phys.Commun. 19, 93 (1980)
- 1981Va28 S.K.Vasilev, B.S.Dzhelepov, R.B.Ivanov, M.A.Mikhailova, A.V.Mozzhukhin, B.I.Shestakov - Izv.Akad.Nauk SSSR, Ser.Fiz. 45, 1895 (1981)
- 1981Vo03 T.Von Egidy, G.Barreau, H.G.Borner, W.F.Davidson, J.Larysz, D.D.Warner, P.H.M.Van Assche, K.Nybo, T.F.Thorsteinsen, G.Lovhoiden, E.R.Flynn, J.A.Cizewski, R.K.Sheline, D.Decman, D.G.Burke, G.Sletten, N.Kaffrell, W.Kurcewicz, T.Bjornstad, G.Nyman - Nucl.Phys. A365, 26 (1981)
- 1982AlZL Yu.V.Aleksandrov, S.K.Vasilev, B.S.Dzhelepov, R.B.Ivanov, M.A.Mikhailova, A.V.Mozzhukhin, A.V.Saulsky, B.I.Shestakov - Program and Theses, Proc.32nd Ann.Conf.Nucl.Spectrosc.Struct.At.Nuclei, Kiev, p.135 (1982)
- 1982An02 I.Anicin, I.Bikit, C.Girit, H.Guven, W.D.Hamilton, A.A.Yousif - J.Phys.(London) G8, 369 (1982)
- 1982Ba56 G.Barreau, H.G.Borner, T.von Egidy, R.W.Hoff - Z.Phys. A308, 209 (1982)
- 1982Bo04 J.D.Bowman, R.E.Eppley, E.K.Hyde - Phys.Rev. C25, 941 (1982)
- 1982BrZF V.B.Brudanin, Ts.Vylov, N.A.Golovkov, I.I.Gromova, B.S.Dzhelepov, A.I.Ivanov, R.B.Ivanov, M.A.Mikhailova, Yu.V.Norseev - Program and Theses, Proc.32nd Ann.Conf.Nucl.Spectrosc.Struct.At.Nuclei, Kiev, p.134 (1982)
- 1982Li02 J.Libert, M.Meyer, P.Quentin - Phys.Rev. C25, 586 (1982)
- 1982Va04 R.Vaninbrouckx, B.Denecke - Nucl.Instrum.Methods 193, 191 (1982)
- 1983Ah03 S.A.Ahmad, W.Klempt, R.Neugart, E.W.Otten, K.Wendt, C.Ekstrom, and the ISOLDE Collaboration - Phys.Lett. 133B, 47 (1983)
- 1983Ch06 H.Chatani - Nucl.Instrum.Methods 205, 501 (1983)
- 1983De08 D.J.Decman, H.Grawe, H.Kluge, K.H.Maier - Z.Phys. A310, 55 (1983)
- 1983Fu10 N.Fujiwara, S.Noguchi, E.Muraoka Kohriki, S.Yamashita - Nucl.Phys. A404, 509 (1983)
- 1983Lo06 M.P.Locher, M.E.Sainio - Phys.Lett. 121B, 227 (1983)
- 1983Lo16 T.Lonnroth, C.Baktash - Phys.Scr. 28, 459 (1983)
- 1983Ra28 I.Ragnarsson - Phys.Lett. 130B, 353 (1983)
- 1983Sh16 R.K.Sheline, G.A.Leander - Phys.Rev.Lett. 51, 359 (1983)
- 1984A134 D.V.Aleksandrov, A.F.Belyatsky, Yu.A.Glukhov, E.Yu.Nikolsky, B.G.Novatsky, A.A.Ogloblin, D.N.Stepanov - Pisma Zh.Eksp.Teor.Fiz. 40, 152 (1984); JETP Lett.(USSR) 40, 909 (1984)
- 1984Bu21 P.A.Butler, D.Burrows, K.Connell, A.El-Lawindy, A.N.James, G.D.Jones, T.P.Morrison, J.Simpson, R.Wadsworth - ATOMKI Kozlem. 26, 58 (1984)
- 1984Bu38 J.D.Burrows, P.A.Butler, K.A.Connell, G.D.Jones, A.N.James, A.M.Y.El-Lawindy, T.P.Morrison, J.Simpson, R.Wadsworth - Nucl.Instrum.Methods 227, 259 (1984)
- 1984De16 D.J.Decman, H.Grawe, H.Kluge, K.H.Maier, A.Maj, M.Menningen, N.Roy, W.Wiegner - Nucl.Phys. A419, 163 (1984)
- 1984Ga38 S.Gales, E.Hourani, M.Hussonnois, J.P.Schapira, L.Stab, M.Vergnes - Phys.Rev.Lett. 53, 759 (1984)
- 1984Le04 G.A.Leander, R.K.Sheline - Nucl.Phys. A413, 375 (1984)
- 1984Po08 D.N.Poenaru, M.Ivascu, A.Sandulescu, W.Greiner - J.Phys.(London) G10, L183 (1984)
- 1984Ro30 H.J.Rose, G.A.Jones - Nature(London) 307, 245 (1984)
- 1984Sc25 N.Schulz, S.Khazrouni, A.Chevallier, J.Chevallier, L.Kraus, I.Linck, D.C.Radford, J.Dudek, W.Nazarewicz - J.Phys.(London) G10, 1201 (1984)
- 1985A128 D.V.Aleksandrov, Yu.A.Glukhov, E.Yu.Nikolsky, B.G.Novatsky, A.A.Ogloblin, D.N.Stepanov - Izv.Akad.Nauk SSSR, Ser.Fiz. 49, 2111 (1985); Bull.Acad.Sci.USSR, Phys.Ser. 49, No.11, 26 (1985)
- 1985Be05 I.Bergstrom, B.Fant - Phys.Scr. 31, 26 (1985)
- 1985Co24 A.Coc, C.Thibault, F.Touchard, H.T.Duong, P.Juncar, S.Liberman, J.Pinard, J.Lerme, J.L.Vialle, S.Buttgenbach, A.C.Mueller, A.Pesnelle, and the ISOLDE Collaboration - Phys.Lett. 163B, 66 (1985)
- 1985Dr02 M.W.Drigert, J.A.Cizewski - Phys.Rev. C31, 1977 (1985)
- 1985Dr04 M.W.Drigert, J.A.Cizewski, M.S.Rosenthal - Phys.Rev. C32, 136 (1985)
- 1985Hi02 P.Hill, N.Kaffrell, W.Kurcewicz, G.Nyman - Z.Phys. A320, 531 (1985)
- 1985Is03 T.Ishii, I.Ahmad, J.E.Gindler, A.M.Friedman, R.R.Chasman, S.B.Kaufman - Nucl.Phys. A444, 237 (1985)
- 1985Kh01 S.Khazrouni, A.Chevallier, J.Chevallier, O.Helene, G.Ramanantsizehena, N.Schulz - Z.Phys. A320, 535 (1985)
- 1985Ku24 W.Kutschera, I.Ahmad, S.G.Armato III, A.M.Friedman, J.E.Gindler, W.Henning, T.Ishii, M.Paul, K.E.Rehm - Phys.Rev. C32, 2036 (1985)
- 1985Po11 D.N.Poenaru, M.Ivascu, A.Sandulescu, W.Greiner - Phys.Rev. C32, 572 (1985)
- 1985Pr01 P.B.Price, J.D.Stevenson, S.W.Barwick, H.L.Ravn - Phys.Rev.Lett. 54, 297 (1985)
- 1985Sa02 A.Sandulescu, D.N.Poenaru, W.Greiner, J.H.Hamilton - Phys.Rev.Lett. 54, 490 (1985)
- 1985Sa40 A.Sandulescu, Yu.S.Zamyatnin, I.A.Lebedev, B.F.Myasoedov, S.P.Tretyakova, D.Hasegan - Izv.Akad.Nauk SSSR, Ser.Fiz. 49, 2104 (1985); Bull.Acad.Sci.USSR, Phys.Ser. 49, No.11, 20 (1985)
- 1985Sh01 Y.-J.Shi, W.J.Swiatecki - Phys.Rev.Lett. 54, 300 (1985)
- 1985Sh07 Y.-J.Shi, W.J.Swiatecki - Nucl.Phys. A438, 450 (1985)
- 1985ZiZY W.L.Zijp - ECN FYS/RASA-85/19 (1985)
- 1986Bo35 M.J.G.Borge, D.G.Burke, F.Calaprice, O.C.Jonsson, G.Lovhoiden, R.A.Naumann, K.Nybo, G.Nyman, H.L.Ravn, T.F.Thorsteinsen, and the ISOLDE collaboration - Z.Phys. A325, 429 (1986)
- 1986Co05 P.D.Cottle, M.Gai, J.F.Ennis, J.F.Shirner, Jr., D.A.Bromley, C.W.Beausang, L.Hildingsson, W.F.Piel, Jr., D.B.Fossan, J.W.Olness, E.K.Warburton - Phys.Rev. C33, 1855 (1986)
- 1986De32 H.G.de Carvalho, J.B.Martins, O.A.P.Tavares - Phys.Rev. C34, 2261 (1986)
- 1986Dr07 M.W.Drigert, J.A.Cizewski - Phys.Rev. C33, 1344 (1986)

NUCLEAR DATA SHEETS

REFERENCES FOR A's=215, 219, 223, 227, 231 (CONTINUED)

- 1986Ek02 C.Ekstrom, L.Robertsson, A.Rosen - *Phys.Scr.* 34, 624 (1986)
- 1986Gi08 K.-L.Gippert, E.Runte, W.-D.Schmidt-Ott, P.Tidemand-Petersson, N.Kaffrell, P.Peuser, R.Kirchner, O.Klepper, W.Kurcewicz, P.O.Larsson, E.Roeckl, D.Schardt, K.Rykaczewski - *Nucl.Phys.* A453, 1 (1986)
- 1986Gr20 M.Greiner, W.Scheid - *J.Phys.(London)* G12, L229 (1986)
- 1986Ir01 M.Iriondo, D.Jerrestam, R.J.Liotta - *Nucl.Phys.* A454, 252 (1986)
- 1986Ka46 S.G.Kadmensky, V.I.Furman, Yu.M.Chuvilsky - *Izv.Akad.Nauk SSSR, Ser.Fiz.* 50, 1786 (1986); *Bull.Acad.Sci.USSR, Phys.Ser.* 50, No.9, 184 (1986)
- 1986LoZT A.Lorenz - *IAEA Tech.Rept.Ser.*, No.261 (1986)
- 1986Pi11 G.A.Pik-Pichak - *Yad.Fiz.* 44, 1421 (1986)
- 1986Ru11 V.A.Rubchenya, V.P.Eismont, S.G.Yavshits - *Izv.Akad.Nauk SSSR, Ser.Fiz.* 50, 1016 (1986); *Bull.Acad.Sci.USSR, Phys.Ser.* 50, No.5, 184 (1986)
- 1986Ry04 A.Rytz, R.A.P.Wiltshire, M.King - *Nucl.Instrum.Methods Phys.Res.* A253, 47 (1986)
- 1986Sh02 R.K.Sheline - *Phys.Lett.* 166B, 269 (1986)
- 1986Tr10 S.P.Tretyakova, A.Sendulesku, V.L.Mikheev, Yu.S.Zamyatnin, I.A.Lebedev, B.F.Myasoedov, D.Kashegan, Yu.S.Korotkin - *Izv.Akad.Nauk SSSR, Ser.Fiz.* 50, 1925 (1986); *Bull.Acad.Sci.USSR, Phys.Ser.* 50, No.10, 52 (1986)
- 1987AdZU M.Adachi, T.Furusawa, M.Fukuda, M.Taya, F.Nakabepu, H.Taketani - *Inst.Nucl.Study, Univ.Tokyo, Ann.Rept.*, 1986, p.35 (1987)
- 1987Ar20 E.Arnold, W.Borchers, M.Carre, H.T.Duong, P.Juncar, J.Lerme, S.Liberman, W.Neu, R.Neugart, E.W.Otten, M.Pellarin, J.Pinard, G.Ulm, J.L.Vialle, K.Wendt, and the ISOLDE Collaboration - *Phys.Rev.Lett.* 59, 771 (1987)
- 1987B104 R.Blendowske, T.Fliessbach, H.Walliser - *Nucl.Phys.* A464, 75 (1987)
- 1987Bo04 M.J.G.Borge, D.G.Burke, H.Gietz, P.Hill, N.Kaffrell, W.Kurcewicz, G.Lovhoiden, S.Mattsson, R.A.Naumann, K.Nybo, G.Nyman, T.F.Thorsteinsen, and the ISOLDE Collaboration - *Nucl.Phys.* A464, 189 (1987)
- 1987Bo29 W.Borchers, R.Neugart, E.W.Otten, H.T.Duong, G.Ulm, K.Wendt, and the ISOLDE Collaboration - *Hyperfine Interactions* 34, 25 (1987)
- 1987Co19 A.Coc, C.Thibault, F.Touchard, H.T.Duong, P.Juncar, S.Liberman, J.Pinard, M.Carre, J.Lerme, J.L.Vialle, S.Buttgenbach, A.C.Mueller, A.Pesnelle, and the ISOLDE Collaboration - *Nucl.Phys.* A468, 1 (1987)
- 1987Co36 P.D.Cottle, M.Gai, J.F.Ennis, J.F.Shirner, Jr., D.A.Bromley, C.W.Beausang, L.Hildingsson, W.F.Piel, Jr., D.B.Fossan, J.W.Olness, E.K.Warburton - *Phys.Rev.* C36, 2286 (1987)
- 1987El02 A.M.Y.El-Lawindy, J.D.Burrows, P.A.Butler, J.R.Cresswell, V.Holliday, G.D.Jones, R.Tanner, R.Wadsworth, D.L.Watson, K.A.Connell, J.Simpson, C.Lauterbach, J.R.Mines - *J.Phys.(London)* G13, 93 (1987)
- 1987FaZS T.Faestermann, A.Gillitzer, K.Hartel, W.Henning, P.Kienle - *Contrib.Proc. 5th Int.Conf.Nuclei Far from Stability, Rosseau Lake, Canada, K12* (1987)
- 1987Gu04 R.K.Gupta, S.Gulati, S.S.Malik, R.Sultana - *J.Phys.(London)* G13, L27 (1987)
- 1987Gu15 R.K.Gupta, S.S.Malik, R.Sultana - *Fizika(Zagreb)* 19, Supplement 1, 23 (1987)
- 1987Iv01 M.Ivascu, A.Sandulescu, I.Silisteanu - *Rev.Roum.Phys.* 32, 549 (1987)
- 1987Le05 G.A.Leander, Y.S.Chen - *Phys.Rev.* C35, 1145 (1987)
- 1987Mi10 G.J.Miller, J.C.McGeorge, I.Anthony, R.O.Owens - *Phys.Rev.* C36, 420 (1987)
- 1987Sh04 Y.-J.Shi, W.J.Swiatecki - *Nucl.Phys.* A464, 205 (1987)
- 1987Sh24 R.K.Sheline - *Phys.Lett.* 197B, 500 (1987)
- 1987We03 K.Wendt, S.A.Ahmad, W.Klempt, R.Neugart, E.W.Otten, H.H.Stroke, and the ISOLDE Collaboration - *Z.Phys.* D4, 227 (1987)
- 1987Wh01 D.H.White, H.G.Borner, R.W.Hoff, K.Schreckenbach, W.F.Davidson, T.von Egidy, D.D.Warner, P.Jeuch, G.Barreau, W.R.Kane, M.L.Stelts, R.E.Chrien, R.F.Casten, R.G.Lanier, R.W.Lougheed, R.T.Kouzes, R.A.Naumann, R.Dewberry - *Phys.Rev.* C35, 81 (1987)
- 1988Ah02 S.A.Ahmad, W.Klempt, R.Neugart, E.W.Otten, P.-G.Reinhard, G.Ulm, K.Wendt, and the ISOLDE Collaboration - *Nucl.Phys.* A483, 244 (1988)
- 1988Ba01 F.Barranco, R.A.Brogli, G.F.Bertsch - *Phys.Rev.Lett.* 60, 507 (1988)
- 1988B111 R.Blendowske, H.Walliser - *Phys.Rev.Lett.* 61, 1930 (1988)
- 1988Da15 M.Dahlinger, E.Kankeleit, D.Habs, D.Schwalm, B.Schwartz, R.S.Simon, J.D.Burrows, P.A.Butler - *Nucl.Phys.* A484, 337 (1988)
- 1988Fu10 Y.Fukuchi, T.Komatsubara, H.Sakamoto, T.Aoki, K.Furuno - *J.Phys.Soc.Jpn.* 57, 2976 (1988)
- 1988Iv02 M.Ivascu, I.Silisteanu - *Nucl.Phys.* A485, 93 (1988)
- 1988Le13 G.A.Leander, Y.S.Chen - *Phys.Rev.* C37, 2744 (1988)
- 1988Ma18 H.E.Martz, R.K.Sheline, R.G.Lanier, R.W.Hoff, G.L.Struble, D.J.Decman, D.G.Burke, R.R.Chasman, R.A.Naumann - *Phys.Rev.* C37, 1407 (1988)
- 1988NeZZ R.Neugart, E.Arnold, W.Borchers, W.Neu, G.Ulm, K.Wendt - *Proc. 5th Int.Conf.Nuclei Far from Stability, Rosseau Lake, Canada 1987, Ed., I.S.Towner, p.126* (1988)
- 1988Sh02 Y.R.Shimizu, R.A.Brogli - *Nucl.Phys.* A476, 228 (1988)
- 1988Sh29 G.Shanmugam, B.Kamalakaran - *Phys.Rev.* C38, 1377 (1988)
- 1988Sh34 R.K.Sheline, Y.-S.Chen, G.A.Leander - *Nucl.Phys.* A486, 306 (1988)
- 1989Ah05 I.Ahmad, R.Holzmann, R.V.F.Janssens, P.Dendooven, M.Huyse, G.Reusen, J.Wauters, P.Van Duppen - *Nucl.Phys.* A505, 257 (1989)
- 1989An13 A.N.Andreev, D.D.Bogdanov, A.V.Eremin, A.P.Kabachenko, O.A.Orlova, G.M.Ter-Akopyan, V.I.Chepigin - *Yad.Fiz.* 50, 619 (1989)
- 1989Bo11 M.J.G.Borge, D.G.Burke, H.Gabelmann, P.Hill, O.C.Jonsson, N.Kaffrell, W.Kurcewicz, G.Lovhoiden, K.Nybo, G.Nyman, H.L.Ravn, J.Rogowski, T.F.Thorsteinsen, and the ISOLDE Collaboration - *Z.Phys.* A333, 109 (1989)
- 1989Br34 L.Brillard, A.G.Elayi, E.Hourani, M.Hussonnois, J.-F.Le Du, L.-H.Rosier, L.Stab - *Compt.Rend.Acad.Sci., Ser.II* 309, 1105 (1989)

REFERENCES FOR A's=215, 219, 223, 227, 231 (CONTINUED)

- 1989Bu06 B.Buck, A.C.Merchant – Phys.Rev. C39, 2097 (1989)
- 1989Bu09 D.G.Burke, H.Folger, H.Gabelmann, E.Hagebo, P.Hill, P.Hoff, O.Jonsson, N.Kaffrell, W.Kurcewicz, G.Lovhoiden, K.Nybo, G.Nyman, H.Ravn, K.Riisager, J.Rogowski, K.Steffensen, T.F.Thorsteinsen, and the ISOLDE Collaboration – Z.Phys. A333, 131 (1989)
- 1989Ci03 N.Cindro, M.Bozin – Phys.Rev. C39, 1665 (1989)
- 1989Dr02 G.D.Dracoulis, F.Riess, A.E.Stuchbery, R.A.Bark, S.L.Gupta, A.M.Baxter, M.Kruse – Nucl.Phys. A493, 145 (1989)
- 1989Ha26 E.D.Hackett, J.A.Kuehner, J.C.Waddington, G.D.Jones – Phys.Rev. C40, 1234 (1989)
- 1989Ma21 S.S.Malik, R.K.Gupta – Phys.Rev. C39, 1992 (1989)
- 1989Ma43 S.S.Malik, S.Singh, R.K.Puri, S.Kumar, R.K.Gupta – Pramana 15, 419 (1989)
- 1989Mi17 H.Miyatake, T.Nomura, S.Kubono, J.Tanaka, M.Oyaizu, H.Okawa, N.Ikeda, K.Sueki, H.Kudo, K.Morita, T.Shinozuka – Nucl.Phys. A501, 557 (1989)
- 1989Ne03 W.Neu, R.Neugart, E.-W.Otten, G.Passler, K.Wendt, B.Fricke, E.Arnold, H.J.Kluge, G.Ulm, and the ISOLDE Collaboration – Z.Phys. D11, 105 (1989)
- 1989Ra17 P.Raghavan – At.Data Nucl.Data Tables 42, 189 (1989)
- 1989Sh07 R.K.Sheline, A.K.Jain, K.Jain, I.Ragnarsson – Phys.Lett. 219B, 47 (1989)
- 1989Sh14 R.K.Sheline – Phys.Lett. 222B, 179 (1989)
- 1990An19 A.N.Andreev, D.D.Bogdanov, V.I.Chepigin, A.P.Kabachenko, S.Sharo, G.M.Ter-Akopian, A.V.Eremin – Z.Phys. A337, 229 (1990)
- 1990Ba23 F.Ballester, E.Casal, J.B.A.England – Nucl.Phys. A513, 61 (1990)
- 1990Br23 Ch.Briancon, S.Cwiok, S.A.Eid, V.Green, W.D.Hamilton, C.F.Liang, R.J.Walen – J.Phys.(London) G16, 1735 (1990)
- 1990Hu02 M.Hussonnois, J.F.Le Du, L.Brillard, G.Ardisson – J.Phys.(London) G16, L77 (1990)
- 1990Hu07 M.Hussonnois, J.F.Le Du, L.Brillard, G.Ardisson – Phys.Rev. C42, R495 (1990); Erratum Phys.Rev. C43 916 (1991)
- 1990Ja11 A.K.Jain, R.K.Sheline, P.C.Sood, K.Jain – Rev.Mod.Phys. 62, 393 (1990)
- 1990Jo08 J.Jove, G.Ionova – J.Radioanal.Nucl.Chem. 143, 73 (1990)
- 1990Ko40 K.Komura, M.Yamamoto, K.Ueno – Nucl.Instrum.Methods Phys.Res. A295, 461 (1990)
- 1990Li33 C.F.Liang, P.Paris, R.K.Sheline – Nucl.Phys. A520, 361c (1990)
- 1990Ni05 V.Ninov, F.P.Hessberger, P.Armbruster, S.Hofmann, G.Munzenberg, M.Leino, Y.Fujita, D.Ackermann, W.Morawek, A.Luttgen – Z.Phys. A336, 473 (1990)
- 1990Po14 Yu.S.Popov, I.B.Makarov, D.Kh.Srurov, E.A.Erin – Radiokhimiya 32, 2 (1990); Sov.J.Radiochemistry 32, 425 (1990)
- 1990Ru02 E.Ruchowska, J.Zylicz, C.F.Liang, P.Paris, Ch.Briancon – J.Phys.(London) G16, 255 (1990)
- 1990Sh01 G.Shanmugam, B.Kamalakaran – Phys.Rev. C41, 1184 (1990)
- 1990Sh15 R.K.Sheline, C.F.Liang, P.Paris – Int.J.Mod.Phys. A5, 2821 (1990)
- 1990Sh16 R.K.Sheline, P.C.Sood, C.F.Liang, P.Paris, R.W.Hoff – Int.J.Mod.Phys. A5, 2833 (1990)
- 1990We01 D.Weselka, P.Hille, A.Chalupka – Phys.Rev. C41, 778 (1990)
- 1991An10 A.N.Andreev, D.D.Bogdanov, V.I.Chepigin, A.P.Kabachenko, O.N.Malyshev, G.M.Ter-Akopian, A.V.Yeremin – Z.Phys. A338, 363 (1991)
- 1991An13 A.N.Andreev, D.D.Bogdanov, A.V.Eremin, A.P.Kabachenko, O.N.Malyshev, G.M.Ter-Akopian, V.I.Chepigin – Yad.Fiz. 53, 895 (1991); Sov.J.Nucl.Phys. 53, 554 (1991)
- 1991Ho05 T.H.Hoare, P.A.Butler, G.D.Jones, M.Loiselet, O.Naviliat-Cuncic, J.Vervier, M.Dahlinger, A.M.Y.El-Lawindy, R.Wadsworth, D.L.Watson – J.Phys.(London) G17, 145 (1991)
- 1991Ho15 E.Hourani, L.Rosier, G.Berrier-Ronsin, A.Elayi, A.C.Mueller, G.Rappenecker, G.Rotbard, G.Renou, A.Liebe, L.Stab, H.L.Ravn – Phys.Rev. C44, 1424 (1991)
- 1991Jo05 G.D.Jones, T.H.Hoare, P.A.Butler, C.A.White – J.Phys.(London) G17, 713 (1991)
- 1991Li19 C.F.Liang, P.Paris, J.Kvasil, R.K.Sheline – Phys.Rev. C44, 676 (1991)
- 1991Ry01 A.Rytz – At.Data Nucl.Data Tables 47, 205 (1991)
- 1992Br10 E.Browne – Nucl.Data Sheets 65, 669 (1992)
- 1992Ch23 H.Chatani, I.Kimura – Ann.Nucl.Energy 19, 425 (1992)
- 1992De51 J.de Boer, N.Gollwitzer, A.Losch, H.J.Maier, H.Muller, M.Rohn, B.Ackermann, T.Bihn, V.Grafen, C.Gunther, M.Marten-Tolle, N.Singh, R.Tolle – Z.Phys. A344, 41 (1992)
- 1992Ku03 W.Kurcewicz, G.Lovhoiden, T.F.Thorsteinsen, M.J.G.Borge, D.G.Burke, M.Cronqvist, H.Gabelmann, H.Gietz, P.Hill, N.Kaffrell, R.A.Naumann, K.Nybo, G.Nyman, J.Rogowski, and the ISOLDE Collaboration – Nucl.Phys. A539, 451 (1992)
- 1992Li09 C.F.Liang, P.Paris, A.Gizon, V.Barci, D.Barneoud, R.Beraud, J.Blachot, Ch.Briancon, J.Genevey, R.K.Sheline – Z.Phys. A341, 401 (1992)
- 1992Pr05 P.B.Price, R.Bonetti, A.Guglielmetti, C.Chiesa, R.Matheoud, C.Migliorino, K.J.Moody – Phys.Rev. C46, 1939 (1992)
- 1992Sc26 P.Schuermans, J.Wouters, P.De Moor, N.Severijs, W.Vanderpoorten, J.Vanhaverbeke, L.Vanneste – Hyperfine Interactions 75, 423 (1992)
- 1992Wi02 M.Wieland, J.Fernandez Niello, F.Riess, M.Aiche, A.Chevallier, J.Chevallier, N.Schulz, J.C.Sens, Ch.Briancon, R.Kulesa, E.Ruchowska – Phys.Rev. C45, 1035 (1992)
- 1992Wo14 J.Wouters, P.De Moor, P.Schuermans, N.Severijs, W.Vanderpoorten, L.Vanneste – Hyperfine Interactions 75, 381 (1992)
- 1993Ab01 A.Abdul-Hadi, V.Barci, B.Weiss, H.Maria, G.Ardisson, M.Hussonnois, O.Constantinescu – Phys.Rev. C47, 94 (1993)
- 1993Ab03 W.Abfalter, R.W.Finlay, S.M.Grimes, V.Mishra – Phys.Rev. C47, 1033 (1993)
- 1993An07 A.N.Andreyev, D.D.Bogdanov, V.I.Chepigin, A.P.Kabachenko, O.N.Malyshev, R.N.Sagaidak, G.M.Ter-Akopian, M.Veselsky, A.V.Yeremin – Z.Phys. A345, 247 (1993)
- 1993AnZS A.N.Andreyev, D.D.Bogdanov, V.I.Chepigin, M.Florek, A.P.Kabachenko, O.N.Malyshev, S.Sharo, G.M.Ter-Akopian, M.Veselsky, A.V.Yeremin – Proc.6th Intern.Conf.on Nuclei Far from Stability + 9th Intern.Conf.on Atomic Masses and Fundamental Constants, Bernkastel-Kues, Germany, 19–24 July, 1992, R.Neugart, A.Wohr, Eds., p.759 (1993)
- 1993Go18 M.Goncalves, S.B.Duarte – Phys.Rev. C48, 2409 (1993)
- 1993Gu10 P.Guazzoni, M.Jaskola, L.Zetta, C.-Y.Kim, T.Udagawa, G.Bohlen – Nucl.Phys. A564, 425 (1993)

REFERENCES FOR A's=215, 219, 223, 227, 231 (CONTINUED)

- 1993Gu11 R.K.Gupta, M.Horoi, A.Sandulescu, M.Greiner, W.Scheid – J.Phys.(London) G19, 2063 (1993)
- 1993Li07 C.F.Liang, P.Paris, R.K.Sheline – Phys.Rev. C47, 1801 (1993)
- 1994AnZY A.N.Andreev, D.D.Bogdanov, A.V.Eremin, A.P.Kabachenko, O.N.Malyshev, A.G.Popeko, R.N.Sagaidak, G.M.Ter-Akopyan, V.I.Chepigin – Program and Thesis, Proc.44th Ann.Conf.Nucl.Spectrosc.Struct.At.Nuclei, Kharkov, p.85 (1994)
- 1994Au05 N.Auerbach – Phys.Rev. C50, 1606 (1994)
- 1994Be30 T.Berggren – Phys.Rev. C50, 2494 (1994)
- 1994Br36 E.Browne, I.Ahmad, K.E.Gregorich, S.A.Kreek, D.M.Lee, D.C.Hoffman – Nucl.Instrum.Methods Phys.Res. A339, 209 (1994)
- 1994Bu07 B.Buck, A.C.Merchant, S.M.Perez, P.Tripe – J.Phys.(London) G20, 351 (1994)
- 1994Cr01 F.Cristancho, J.X.Saladin, M.P.Metlay, W.Nazarewicz, C.Baktash, M.Halbert, I.-Y.Lee, D.F.Winchell, S.M.Fischer, M.K.Kabadiyski – Phys.Rev. C49, 663 (1994)
- 1994Du03 O.Dumitrescu – Phys.Rev. C49, 1466 (1994)
- 1994Li12 C.F.Liang, R.K.Sheline, P.Paris, M.Hussonois, J.F.Ledu, D.B.Isabelle – Phys.Rev. C49, 2230 (1994)
- 1994Po18 D.N.Poenaru, W.Greiner, E.Hourani, M.Hussonois – Z.Phys. A349, 307 (1994)
- 1994Sh02 R.K.Sheline, C.F.Liang, P.Paris, A.Gizon, V.Barci – Phys.Rev. C49, 725 (1994)
- 1994Ye08 A.V.Yeremin, A.N.Andreyev, D.D.Bogdanov, G.M.Ter-Akopian, V.I.Chepigin, V.A.Gorshkov, A.P.Kabachenko, O.N.Malyshev, A.G.Popeko, R.N.Sagaidak, S.Sharo, E.N.Voronkov, A.V.Taranenko, A.Yu.Lavrentjev – Nucl.Instrum.Methods Phys.Res. A350, 608 (1994)
- 1995AnZY A.N.Andreev, D.D.Bogdanov, A.V.Eremin, A.P.Kabachenko, O.N.Malyshev, G.M.Ter-Akopyan, V.I.Chepigin – Program and Thesis, Proc.45th Ann.Conf.Nucl.Spectrosc.Struct.At.Nuclei, St.Petersburg, p.109 (1995)
- 1995Ar33 G.Ardissou, M.Hussonois – Radiochim.Acta 70/71, 123 (1995)
- 1995Au04 G.Audi, A.H.Wapstra – Nucl.Phys. A595, 409 (1995)
- 1995Au05 T.Aumann, K.Summerer, H.Geissel, B.Blank, T.Brohm, H.-G.Clerc, S.Czajkowski, C.Donzaud, A.Grewe, E.Hanel, A.Heinz, H.Irnick, M.de Jong, A.Junghans, J.V.Kratz, A.Magel, G.Munzenberg, F.Nickel, M.Pfutzner, A.Piechaczek, C.Rohl, C.Scheidenberger, K.-H.Schmidt, W.Schwab, S.Steinhauser, W.Trinder, B.Voss – Z.Phys. A352, 163 (1995)
- 1995Du05 O.Dumitrescu, C.Cioaca – Phys.Rev. C51, 3264 (1995)
- 1995Ho11 E.Hourany, G.Berrier-Ronsin, A.Elayi, P.Hoffmann-Rothe, A.C.Mueller, L.Rosier, G.Rotbard, G.Renou, A.Liebe, D.N.Poenaru, H.L.Ravn – Phys.Rev. C52, 267 (1995)
- 1995Li04 C.F.Liang, P.Paris, R.K.Sheline, D.Nosek, J.Kvasil – Phys.Rev. C51, 1199 (1995)
- 1995Sh03 R.K.Sheline, C.F.Liang, P.Paris, J.Kvasil, D.Nosek – Phys.Rev. C51, 1708 (1995)
- 1995Si05 I.Silisteanu, W.Scheid – Phys.Rev. C51, 2023 (1995)
- 1996Aa01 A.J.Aas, H.Mach, M.J.G.Borge, B.Fogelberg, I.S.Grant, K.Gulda, E.Hagebo, W.Kurcewicz, J.Kvasil, A.Lindroth, T.Martinez, D.Nosek, B.Rubio, J.F.Smith, K.Steffensen, J.L.Tain, O.Tengblad, T.F.Thorsteinsen, and the ISOLDE Collaboration – Nucl.Phys. A611, 281 (1996)
- 1996Le01 A.I.Levon, J.de Boer, G.Graw, J.Kvasil, M.Loewe, B.D.Valnion, M.Wurkner, H.Baltzer, C.Gunther, J.Manns, U.Muller, T.Weber – Nucl.Phys. A598, 11 (1996)
- 1996Mi09 M.Mirea – Phys.Rev. C54, 302 (1996)
- 1996Ru11 H.Ruellan, M.C.Lepy, M.Etcheverry, J.Plagnard, J.Morel – Nucl.Instrum.Methods Phys.Res. A369, 651 (1996)
- 1996Sc06 E.Schonfeld, H.Janssen – Nucl.Instrum.Methods Phys.Res. A369, 527 (1996)
- 1996Si20 I.Silisteanu, W.Scheid – Roum.J.Phys. 41, 43 (1996)
- 1996St14 T.L.Stewart, M.W.Kermode, D.J.Beachey, N.Rowley, I.S.Grant, A.T.Kruppa – Phys.Rev.Lett. 77, 36 (1996)
- 1997Ku20 W.Kurcewicz, I.S.Grant, K.Gulda, A.J.Aas, J.Billowes, M.J.G.Borge, D.G.Burke, P.A.Butler, J.F.C.Cocks, B.Fogelberg, S.J.Freeman, G.D.Jones, E.Hagebo, P.Hoff, J.Honsi, A.Lindroth, G.Lovhoiden, H.Mach, T.Martinez, R.A.Naumann, K.Nybo, G.Nyman, H.Ravn, B.Rubio, J.Simpson, A.G.Smith, J.F.Smith, K.Steffensen, J.L.Tain, O.Tengblad, T.F.Thorsteinsen, and the ISOLDE Collaboration – Nucl.Phys. A621, 827 (1997)
- 1997Mi30 M.Mirea, G.Popovici – Roum.J.Phys. 42, 461 (1997)
- 1997Mo25 P.Moller, J.R.Nix, K.-L.Kratz – At.Data Nucl.Data Tables 66, 131 (1997)
- 1997Mu08 U.Muller, P.Sevenich, K.Freitag, C.Gunther, P.Herzog, G.D.Jones, C.Kliem, J.Manns, T.Weber, B.Will, and the ISOLDE Collaboration – Phys.Rev. C55, 2267 (1997)
- 1997Sc16 K.A.Scaldeferri, D.R.Phillips, C.-W.Kao, T.D.Cohen – Phys.Rev. C56, 679 (1997)
- 1997Wu04 M.Wurkner, J.De Boer, M.Loewe, H.Steffens, H.Maier, J.Srebrny, P.J.Napiorkowski, J.Iwanicki, A.Kordyasz, M.Kisielinski, M.Kowalczyk, J.Choinski, T.Czosnyka, A.I.Levon, J.Kvasil, C.Gunther, G.Sletten – Acta Phys.Pol. B28, 97 (1997)
- 1998Ak04 Y.A.Akovi – Nucl.Data Sheets 84, 1 (1998)
- 1998Br10 C.R.Brune, W.H.Geist, H.J.Karwowski, E.J.Ludwig, K.D.Veal – Phys.Rev. C57, 3437 (1998)
- 1998Dr01 D.Drechsel, G.Knochlein, A.Yu.Korchin, A.Metz, S.Scherer – Phys.Rev. C57, 941 (1998)
- 1998Jo08 G.D.Jones, P.A.Butler, T.H.Hoare, P.M.Jones – Eur.Phys.J. A 2, 129 (1998)
- 1998Ma83 J.Manns, J.Groger, C.Gunther, U.Muller, T.Weber, J.de Boer – Eur.Phys.J. A 3, 263 (1998)
- 1998Mi11 M.Mirea – Phys.Rev. C57, 2484 (1998)
- 1998Sh02 R.K.Sheline, C.F.Liang, P.Paris – Phys.Rev. C57, 104 (1998)
- 1998St24 A.E.Stuchbery, G.D.Dracoulis, T.Kibedi, A.P.Byrne, B.Fabricius, A.R.Poletti, G.J.Lane, A.M.Baxter – Nucl.Phys. A641, 401 (1998)
- 1999Aa03 A.J.Aas, H.Mach, J.Kvasil, M.J.G.Borge, B.Fogelberg, I.S.Grant, K.Gulda, E.Hagebo, P.Hoff, W.Kurcewicz, A.Lindroth, G.Lovhoiden, A.Machova, T.Martinez, B.Rubio, M.Sanchez-Vega, J.F.Smith, J.L.Tain, R.B.E.Taylor, O.Tengblad, T.F.Thorsteinsen, and the ISOLDE Collaboration – Nucl.Phys. A654, 499 (1999)
- 1999Br17 R.Broda, B.Fornal, P.J.Daly, C.T.Zhang, P.Bhattacharyya, Z.W.Grabowski, J.F.C.Cocks, P.A.Butler, P.T.Greenlees, G.D.Jones, P.M.Jones, R.Julin, I.Y.Lee, A.O.Macchiavelli, J.Blomqvist – Phys.Rev. C59, 3071 (1999)
- 1999Ch12 H.Chatani – Nucl.Instrum.Methods Phys.Res. A425, 277 (1999)
- 1999He28 H.Heiselberg, R.Mattiello – Phys.Rev. C60, 044902 (1999)

REFERENCES FOR A's=215, 219, 223, 227, 231 (CONTINUED)

- 1999Ho28 F.Hoellinger, B.J.P.Gall, N.Schulz, N.Amzal, P.A.Butler, P.T.Greenlees, D.Hawcroft, J.F.C.Cocks, K.Helariutta, P.M.Jones, R.Julin, S.Juutinen, H.Kankaanpaa, H.Kettunen, P.Kuusiniemi, M.Leino, M.Muikku, A.Savelius - *Phys.Rev. C60*, 057301 (1999)
- 1999La14 C.A.Laue, K.E.Gregorich, R.Sudowe, M.B.Hendricks, J.L.Adams, M.R.Lane, D.M.Lee, C.A.McGrath, D.A.Shaughnessy, D.A.Strellis, E.R.Sylwester, P.A.Wilk, D.C.Hoffman - *Phys.Rev. C59*, 3086 (1999)
- 1999Li05 C.F.Liang, P.Paris, R.K.Sheline - *Phys.Rev. C59*, 648 (1999)
- 1999Sc17 P.Schuurmans, J.Camps, P.De Moor, K.Freitag, P.Herzog, M.Huyse, R.Paulsen, N.Severijns, A.Van Geert, P.Van Duppen, B.Will, and the NICOLE and ISOLDE Collaborations - *Phys.Rev.Lett. 82*, 4787 (1999)
- 1999Wu05 M.Wurkner, J.De Boer, J.Choinski, T.Czosnyka, C.Droste, C.Gunther, J.Iwanicki, M.Kisielinski, A.Kordyasz, M.Kowalczyk, H.Kusakari, J.Kvasil, A.I.Levon, M.Loewe, P.J.Napiorkowski, T.Shizuma, G.Sletten, J.Srebrny, M.Sugawara, T.Weber, Y.Yoshizawa - *Acta Phys.Pol. B30*, 1313 (1999)
- 1999Yu01 H.Yuki, K.Nakazawa, T.Ohtsuki, J.Kasagi, T.Mitsugashira - *J.Radioanal.Nucl.Chem. 239*, 151 (1999)
- 2000He17 F.P.Hessberger, S.Hofmann, D.Ackermann, V.Ninov, M.Leino, S.Saro, A.Andreyev, A.Lavrentev, A.G.Popeko, A.V.Yeremin - *Eur.Phys.J. A 8*, 521 (2000); Erratum *Eur.Phys.J. A 9*, 433 (2000)
- 2000JaZY R.V.F.Janssens, I.Ahmad, J.Caggiano, M.P.Carpenter, J.P.Greene, A.Heinz, T.L.Khoo, F.G.Kondev, T.Lauritsen, C.J.Lister, D.Seweryniak, A.Sonzogni, I.Wiedenhover, H.Amro, K.Abu Saleem, G.Hackman, P.Chowdhury, D.Cline, A.O.Machiavelli, C.Wu - ANL-00/20 (Physics Division Ann.Rept., 1999), p.48 (2000)
- 2000Ni02 K.Nishio, H.Ikezoe, S.Mitsuoka, J.Lu - *Phys.Rev. C61*, 034309 (2000)
- 2000Ri12 L.A.Riley, P.D.Cottle, M.Fauerbach, V.S.Griffin, B.N.Guy, K.W.Kemper, G.S.Rajbaidya, O.J.Tekyi-Mensah - *Phys.Rev. C62*, 021301 (2000)
- 2001Fr05 L.M.Fraile, M.J.G.Borge, H.Mach, R.Boutami, A.J.Aas, B.Fogelberg, L.M.Garcia-Raffi, I.S.Grant, K.Gulda, E.Hagebo, W.Kurcewicz, J.Kvasil, M.J.Lopez, G.Lovhoiden, T.Martinez, B.Rubio, J.L.Tain, O.Tengblad, and the ISOLDE Collaboration - *Nucl.Phys. A686*, 71 (2001)
- 2001FrZZ S.Franchoo - *Priv.Comm.* (2001)

